



OFF-CAMPUS LIFE
COLORADO STATE UNIVERSITY

City of
Fort Collins



JUMP INTO OFF-CAMPUS LIFE

2024 STUDENT HANDBOOK

Looking for Housing Near CSU?



GOOD NEIGHBOR PROGRAM BY OFF-CAMPUS LIFE



OFF-CAMPUS LIFE
COLORADO STATE UNIVERSITY

Do you feel overwhelmed by all the housing options around campus? Feel like you don't know where to start?

Off-Campus Life's Good Neighbor Program highlights properties around campus which meet ethical business practices, fair leasing, and positive off-campus experiences. Feel confident in where you lease with our **Good Neighbors!**

Good Neighbor Participants 2023/2024



Learn More Here!



OFF-CAMPUS LIFE AND NEIGHBORHOOD SERVICES PRESENT:

OFF-CAMPUS LIFE STUDENT HANDBOOK



This handbook is for informational purposes only and should never be used as a substitute for individualized counseling or legal advice from an attorney or other qualified professionals. Information contained in this handbook does not constitute legal advice. Please note that laws and ordinances discussed herein can change or be amended due to subsequent court decisions or other legislation. Advertisements of any products or services in this handbook do not constitute an endorsement by Colorado State University, Off-Campus Life or City of Fort Collins Neighborhood Services.

For more information about this handbook, please contact:

Off-Campus Life
(970) 491-2248

offcampuslife.colostate.edu



OFF-CAMPUS LIFE
COLORADO STATE UNIVERSITY

TABLE OF CONTENTS

- 7 CHAPTER 1: FIRST STEPS
Thinking About Moving Off Campus?
Where to Look
How to Decide
- 14 CHAPTER 2: LEASES
Legal Terms to Know
Negotiating Your Lease
Terminating Your Lease
- 21 CHAPTER 3: MOVING IN
Changing Your Address
Utilities, Electric, Cable etc.
Garage/ Recycling Service
Renter's Insurance
Security Deposit
- 32 CHAPTER 4: MANAGING A BUDGET
Balancing a Budget
Food
Credit Cards
- 41 CHAPTER 5: ROOMMATES
Issues to Consider
Joint & Several Liability
- 44 CHAPTER 6: HEALTH & SAFETY
Manage Your Stress
Emotional Support Animals
Service Dogs
Walking Home
Fire Safety
- 55 CHAPTER 7: TRANSPORTATION
Transit
Biking
Other Options
- 60 CHAPTER 8: CITY CODES & ORDINANCES
Occupancy Limit (U+2)
Public Nuisance Ordinance
Social Host Ordinance
Nuisance Gathering Ordinance
Other Municipal Codes
- 73 CHAPTER 9: BEING A GOOD NEIGHBOR
Neighbor Etiquette
Neighbor Conflicts
Party Registration
Being a Good Pet Owner
- 82 CHAPTER 10: COMMUNITY
On Campus
In the Community
Community Liaison Resources
- 89 CHAPTER 11: INTERNATIONAL STUDENT RESOURCES
Housing Options
Leasing
- 92 CHAPTER 12: BASIC NEEDS
Busting the Stigma
Food, Housing, and Transportation Insecurity
- 101 CHAPTER 13: APPENDIX
Rental Checklist
Request for Return of Security Deposit
Roommate Agreement
Sublease Agreement
Lease Agreement

WELCOME HOME, RAMS!

- 1, 2, 3, & 4-BEDROOM UNITS
- INDIVIDUAL LEASES
- ROOMMATE MATCHING
- FULLY FURNISHED
- MINUTES TO CSU CAMPUS
- MULTIPLE BUS STOPS
- FREE RESIDENT PARKING
- FREE WIFI & CABLE
- 2 POOLS & SPAS
- 24-HOUR CYBER CAFE
- MONTHLY EVENTS & PRIZES
- BASKETBALL COURT
- FREE TANNING
- WEIGHT & CARDIO ROOMS



LIVE SOMEWHERE
THAT MAKES YOU HAPPY!
FIND US AT THE CSU HOUSING
FAIR FOR INFORMATION
ABOUT AVAILABILITY
AND PRIZES!



SIGN NOW TO SECURE YOUR SPOT FOR FALL 2024!

VOTED BEST OF CSU FOR LAST TEN YEARS AND COUNTING!

970.498.0206 - WWW.RAMSVILLAGE.COM - @RAMS.VILLAGE

RAM'S VILLAGE APARTMENTS - 900 CONSTITUTION AVE - FORT COLLINS, CO 80521

CHAPTER ONE

FIRST STEPS

THINKING ABOUT
MOVING OFF CAMPUS?

WHERE TO LOOK

HOW TO DECIDE

1. FIRST STEPS

THINKING ABOUT LIVING OFF CAMPUS?

This handbook is designed to help you make a successful transition into the Fort Collins community. After reading this booklet, you will know what to look for when choosing a place to live and what you need to know when signing a lease. Additionally, you will learn about city codes and ordinances unique to Fort Collins and will be provided with helpful tips on being a good neighbor, managing parties responsibly, and healthy roommate relationships.



- ✓ Breaking a lease once you have signed is very difficult and costly.
- ✓ You have the power to decide where you want to live and when you want to make a decision.
- ✓ Visit Student Legal Services to review your lease before you sign.

SHOULD I LIVE OFF CAMPUS?



- » Don't take this decision lightly. Living off campus has its benefits and challenges. Ask yourself these questions to help make the right decision for you:
- » Can I afford to live off campus?
- » Do I know what type of housing I want? Am I ready to be more independent and take on additional responsibilities?
- » Will I be able to manage and pay all the bills? Am I willing to spend extra time to commute to class?
- » Am I willing to travel back to campus for co-curricular events or study sessions after class?
- » Do I know what type of transportation I will use (car, bike, bus)? Do I have time to cook?
- » Do I have an idea of who I would like to live with off campus?
- » Will I be able to communicate effectively with my roommates and/or neighbors? Am I familiar with city codes/ordinances and how they can affect me?

LEASE WITH US FOR FALL 2024!



ELEVEN APARTMENTS 13

- Newly renovated units
- By-the-bed lease options
- On-site laundry
- Clubhouse & study room
- Spa area
- Fitness room



970-419-1113

LIVEATELEVEN13.COM

ROOMMATE MEET & MATCH

Events designed to bring people together who are in need of a roommate(s).

Off-Campus Life staff present a quick overview of the services provided by the office and talk about good roommating practices. Visit ocl.colostate.edu/events for Roommate Meet & Match dates and locations.



RENTALSEARCH

The premier rental listing site for CSU students.

Connects students with housing opportunities across local communities.

Search numerous rental listings and roommate profiles, or post your own. Search the bulletin board for furniture, appliances, etc.

Log on with your student eID and password.

Search the database at rentalsearch.colostate.edu.

HOUSING FAIR

In 2024, please join us for our annual Housing Fair on Wednesday, February 8th, 9am - 4pm. Details found at ocl.colostate.edu.

Meet with numerous landlords, realtors, property management companies, and utility providers. Get free swag and be entered into a drawing for prizes worth up to \$400!



BEWARE OF RENTAL SCAMS!

Anyone from landlords to property managers to tenants can become victims of rental scams. Avoid renting sight unseen. If you have to rent before inspecting the property and meeting the landlord, check with Student Legal Services first in the Lory Student Center, **(970) 491-1482**.

HOW TO AVOID RENTAL SCAMS

Beware of paying security deposits or other large amounts without seeing the lease first.

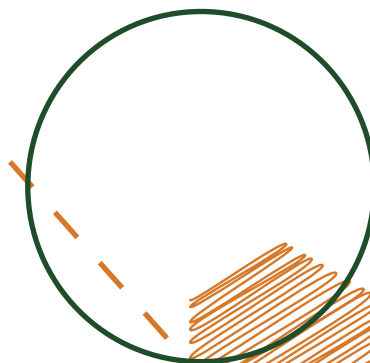
Google the potential landlord's name and property name (if applicable) to see if anything of concern comes up.

Beware that scammers can take photos from a real rental property and make their own rental posting; these rental postings looking legitimate, so it's easy for almost anyone to unknowingly reach out to scammer to inquire about a rental.

If possible, communicate in writing, and know that you can forward emails to ocl@colostate.edu and ask if we see any red flags.

VISIT [OCL.COLOSTATE.EDU](https://ocl.colostate.edu):

Apartment complex list
Property management list
On vs. off campus comparison
Short-term temporary housing





HOW TO DECIDE

People have different priorities when it comes to housing selections. Ask yourself what is important to you. Do some background research to gain a basic idea of the neighborhood/apartment complex. Try to contact the current tenants. Ask them about the landlord and neighbors. Have they experienced problems?

MOST IMPORTANTLY:

Do not sign the lease without first making an appointment with Student Legal Services or looking at the website: sls.colostate.edu. Be leery of special deals to get you to sign a lease quickly and early. Do not rent a place you only looked at online or in the paper. Make sure you tour the property.

LOCATION

How long does it take to travel to campus?
Is it close to bus stops?
Can you walk/bike or do you need to drive to campus?
If driving, how much will it cost to park your car?
Are there other students nearby, or is it mainly a single family

neighborhood?

Are there any amenities/stores nearby (e.g. pharmacy, grocery stores, restaurants, laundromat, or gas stations)?
Check out the transportation section on page 54.

SAFETY

Would you feel comfortable living there day and night?
Are all windows in good condition and lockable?
Are there smoke/carbon monoxide detectors?
If the apartment has a security system, is it working?
Is there more than one fire exit from the unit?
Is the entrance well lit? Is your view blocked by shrubs?
Who has access to the house key, and when were the locks last changed?


RESPONSIBILITIES

Is there a snow shoveling service provided, or will you be responsible for shoveling snow?
Is there a lawn service, or will you be mowing the lawn?
Does the lawn have to be watered or is there a sprinkler system? Who pays for the water?
Are you responsible for your own maintenance, or is there a maintenance service provided?
Has the unit been cited for a code violation recently? Contact the City of Fort Collins Neighborhood Services to find out, (970) 224-6046.

EXTERIOR/INTERIOR CONSIDERATIONS


What type of parking is available — garage or street parking?
Do you need a permit to park on the street? Is the parking sufficient (one space per car/visitors)?
Is the parking area well lit?
Is the unit furnished? If so, what is included? Is the furniture in good condition? Are laundry facilities provided?
Are kitchen appliances in working order? Will you need air conditioning?
Will moving in and out be difficult because of stairs? Will your furniture fit through the front door?
Is there any evidence of pests?
Are the ceilings and walls in good repair? Is the carpet/floor clean?
Does the plumbing work?
Is there a good supply of hot water (ask current tenants)?
Are there sufficient electrical outlets, and do they work?

How old is the unit?
If looking at renting an apartment, can you hear the people above or below you? Is there enough storage space (closets, basement, garage, etc.)?



- » How much is the rent?
- » When is the rent due?
- » What is included in the rent (e.g. trash, water)?
- » Who is responsible for paying utility hookups/installation fees?
- » What is NOT included in the rent?
- » What type of heating is used (gas or electric), and how may that impact your heating bill?
- » What are the late fees if you do not pay your rent on time?
- » If you own a pet, what is the pet fee and/or pet deposit?

NEVER GO ALONE TO VISIT A HOUSE OR APARTMENT.
BRING A FRIEND!



CHAPTER TWO

LEASES

LEGAL TERMINOLOGY

TERMINATING YOUR LEASE EARLY

NEGOTIATING YOUR LEASE

WE OFFER

STUDIO-5 BEDROOM APARTMENTS

CALL US
(970) 372-6764

- ◆ Located next to Campus
- ◆ Expansive Fitness Center
- ◆ Game Room & Resident Lounge
- ◆ Private Resident Parking
- ◆ Minutes From Colorado State University
- ◆ On-Site Management & Maintenance
- ◆ Computer Lab & Study Lounge
- ◆ Rooftop Pool & Sundeck
- ◆ Roommate Matching Via RoomSync


info@thestandardftcollins.com
@standardftcollins



THE STANDARD

2. LEASES

Leases are **legally binding** documents as soon as they are signed. They should be read carefully before signing. Verbal leases are also legally binding, although harder to prove in court. Always put your lease in writing. A written agreement protects you and the landlord by defining rental terms, rules, and expectations.



LEGAL TERMINOLOGY

Civil:

Non-criminal legal matters generally relating to the rights of private individuals. Most housing disputes are handled in civil courts rather than criminal courts.

Constructive Eviction:

Takes place when a landlord makes a property uninhabitable or unusable for the original purposes for which the lease was signed. Get legal advice before moving out on the basis of conditions you do not like. The situation must meet certain requirements, and there are specific steps that you must take.

Default:

Failure to fulfill a legal obligation such as making a required appearance at a court case or paying the agreed upon rent amount.

Mitigate:

To mitigate is to lessen or reduce, in the context of leases, landlords are typically required to mitigate their damages.

Visit Student Legal Services in the Lory Student Center for more information on leases and to make an appointment to speak to an attorney paid through your student fees.
Visit sls.colostate.edu.

GET ALL AGREEMENTS IN WRITING!

- » Strategies - Most likely, your demands will meet some opposition, so it is important to give some thought to your negotiating strategies.
- » Use of information - The better informed you are, the more confident and assertive you can be when making a request. Planning ahead and researching your options is very important.
- » Competition - A good supportive argument, for example, is that there's a place down the street for \$25 less per month. Instead of just bluntly stating the difference, ask why the difference exists and begin to chip away at the reasons.
- » Collaboration - Think about what offers you can make that are mutually beneficial. A "what if" question followed by a respectful silence can do wonders.
- » "What if I do the painting?"
- » "What if we put down a larger deposit?"

SIGNING A LEASE WHAT SHOULD BE IN THE LEASE?

- » Terms and conditions on if and how to break the lease early
- » The amount of rent
- » The length of the rental period
- » The security deposit amount and return date
- » Who is responsible for paying utilities and initiating/disconnecting city services?
- » Who is responsible for repairs?
- » Whether subleasing is allowed, and under what terms
- » When a landlord may enter your rental unit
- » Is a pet deposit required?
- » Are there monetary penalties for code violations?
- » Are rooms rented individually or is the entire property leased as a whole?

TERMINATING YOUR LEASE EARLY

As a general rule of thumb, leases are difficult and expensive to break. Even if you do not think you will need to break your lease, unexpected circumstances may arise where you will need to end a lease early.

Tenants are legally responsible for rent until the premises are re-rented or the lease has expired.

A voluntary early termination of a lease can occur at any time if the landlord and tenant mutually agree to such termination.

Early termination isn't always an option offered by landlords. If this is the case and you still are moving out, you could either continue to pay rent or work out a sublease agreement if allowed.

The tenant may be liable for the landlord's reasonable costs of re-renting – it depends on the terms of the lease.

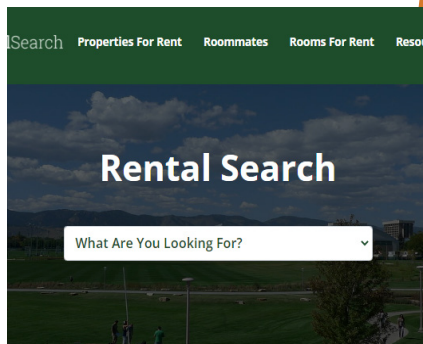
It is strongly recommended that you seek legal advice before pursuing an early termination of your lease.

REMEMBER...

Student Legal Services provides legal advice to CSU students.

The office is funded by student fees, and, generally, there are no additional charges for services.

Visit sls.colostate.edu for more information.



Finding a subtenant can be a long process. If you know you need out of your lease by a certain date, make sure to give yourself plenty of time to find someone appropriate.

ASSIGNMENTS & SUBLETTING

If you absolutely must get out of your lease agreement early, assigning is your best option.

This can occur only with landlord approval. Assignment replaces you with someone new and removes you from further obligations under the lease. If your landlord will not agree to an assignment, subletting is another option to consider. When you sublet, a third party known as a subtenant takes over your lease. It is important to remember that you will be in charge of finding this subtenant. In addition, subletting does not release you from the responsibilities of your lease if the subtenant fails to fulfill their obligations.

STEPS

1. The first thing to do is check with your landlord to make sure subletting is an option.
2. If you have roommates, be sure to discuss the idea of subletting with them. It is possible to sublease just your part of the lease, but it is important that your roommates are in agreement. Find out what requirements they have for your future replacement.
3. Make a sublet posting on rentalsearch.colostate.edu
4. Interview potential candidates keeping in mind you will be responsible for the rent due if the subtenant you choose fails to uphold their end of the agreement.
5. You and your subtenant must fill out a sublease agreement stating the terms of the sublease. Your landlord may be able to provide a pre-drafted sublet agreement. If not, a sample sublease agreement can be found on page 112.
6. Before your subtenant moves in, have your landlord do a walkthrough of your home so your subtenant, and not you, will be held responsible for any damages that occur after you leave.

TIP

Getting evicted is NOT a good way to get out of a lease! If you get evicted, that eviction goes on your credit record and may make it difficult for you to rent or get credit in the future. In addition, the tenant is responsible for paying for all rent until the property is back in the possession of the owner, as well as eviction costs and, often, attorney's fees, which sizeably increases the debt.

REMEMBER TO USE STUDENT LEGAL SERVICES AS A RESOURCE!

You have the right to seek agreed-to edits to the lease – limit your efforts to only the most important changes. Student Legal Services will help you.

STUDYING ABROAD?

If you are planning to study abroad, consider signing a shorter lease or living on campus.

Visit housing.colostate.edu to see your options.

Journey of a lifetime.


Yugo Fort Collins Grove






Scan to check
availability



Sign a lease with us, we
will waive our \$300
Community Fee!

 (970) 493-1058

 groveatftcollins.com
 ftcollinsgrove@yugo.com
 2101 Perennial Lane
Fort Collins, CO 80526

CHAPTER THREE

MOVING IN

CHANGING YOUR ADDRESS

UTILITIES, ELECTRIC, CABLE, & MORE

GARBAGE SERVICES & RECYCLING

RENTER'S INSURANCE

SECURITY DEPOSIT

3. MOVING IN

Moving into your new place can be an exciting and stressful time. Between making sure you have all of the basics, arranging furniture, and getting all the utilities hooked up, there is a lot to consider. Here is some helpful information to make the process easier.

Remember to take pictures before you move in, so you have proof of the condition.

RENTAL HOUSING STANDARDS

When it comes to leasing, you have rights! While it is important for you to be a good tenant, it is just as important for your landlord to fulfill their obligations as a property owner. The following are some of the minimum habitability requirements that **MUST** be met for any property in Fort Collins:

Insect screens are required.

Doors are required to have locks that operate from inside without a key.

Every bedroom should have at least one window that opens.

Every bathroom should have a window that opens or an exhaust fan.

You should not have to pass through someone else's bedroom to have access to a bathroom.

All plumbing fixtures should be maintained in a safe, sanitary, and functional condition free from obstructions, leaks, and defects.

Units should have hot and cold running water.

Units should have permanent heating that can maintain 68°F.

Every rental housing unit containing gas appliances or an attached garage should have

an approved carbon monoxide alarm. All rooms should have at least two separate electric outlets.

All rooms and public areas should have at least one electric light fixture.

Basement bedrooms should have an emergency escape window no more than 48 inches above the floor and at least 720 square inches.

Smoke alarms should be installed in each of the following areas:

- » On the ceiling or wall outside of each bedroom
- » In each bedroom.
- » On each story within a dwelling unit, including basements.
- » Test all smoke alarms and carbon monoxide detectors regularly.

If you ever feel your housing is substandard, call **(970) 416-2324** for more information or to request a free inspection. The list on the pervious page is not a complete list. To see more information on Minimum Rental Habitability Standards, visit **fcgov.com/building**.

UTILITIES, ELECTRIC, CABLE, AND MORE...

This may be your first time connecting utilities. Perhaps you're not sure which company to call or how far in advance you need to make arrangements. No problem - here is a quick guide to utilities in Fort Collins.

FORT COLLINS UTILITIES

Fort Collins Utilities provides electricity, water, wastewater, stormwater, and broadband (Fort Collins Connexion) services. Start or stop your utility services online at **fcgov.com/utilities**. There is a service fee to set up a new account. Plan ahead when you move. Allow one business day to connect or disconnect service.

LOOKING FOR WAYS TO LOWER YOUR UTILITY BILL?

Fort Collins Utilities partners with local organizations to provide efficiency, conservation and bill payment assistance programs, including free resources that help keeping utility costs down.

fcgov.com/utilities-affordability

Utilities may be included in your rent. Check with your landlord.

CHANGING YOUR ADDRESS

Changing your address is a relatively simple process and should be one of the first steps you take when moving into your new place. We recommend doing it online through the U.S. Postal Services website, (**usps.com/moversguide**) but you can also pick up a form at the closest post office and submit it to them directly, or print one off and mail it.

NOTE: If you choose to fill out the form online, you will be required to provide a valid e-mail address and credit card number for security and verification purposes.

VOTER REGISTRATION

Moving is also a great time to register to vote or update your current voter registration information. You can register online at the Colorado Secretary of State website. You can also fill out a form and drop it in the mailbox, and the County Clerk and Recorder will handle the rest!



FORT COLLINS UTILITIES

PAYMENT OPTIONS:

- » Online
- » By phone
- » In person
- » Dropbox

CONTACT:

222 Laporte Ave.
fcgov.com/utilities
(970) 212-2900

DETAILS: **fcgov.com/payment-options**

XCEL ENERGY

Xcel Energy provides natural gas to the Fort Collins area.

To start, stop, or transfer service, contact them a few business days before your move, or as much as 60 days prior:

Submit a request online at

xcelenergy.com

Call Customer Service at

(800) 895-4999

If you contact them after you move, they are not able to backdate a start, stop, or transfer. A service deposit may be required but there are some ways to waive the deposit. Your actual energy costs will depend on the efficiency of your appliances, the insulation in your home, and your personal lifestyle.

WONDERING HOW TO PAY YOUR BILL?

- » Xcel Energy offers a variety of methods:
- » Automatic bank withdrawal
- » Mobile app
- » My Account online billing
- » Payment by credit or debit card
- » Payment by phone or mail
- » Xcel Energy also offers an “Average Monthly Payment” program that evens out your monthly payments, making each bill about the same all year.
- » Visit **xcelenergy.com/billing_and_payment** to learn more.

SAVING ENERGY AND WATER STARTS WITH YOU

You can save money every month and help out the environment by conserving energy and water. Even as a renter, small actions can add up to make a big difference. You're in control. With Fort Collins Utilities residential Time-of-Day pricing, when you use electricity is as important as how much you use. Save by shifting your electricity use to the lower-priced, off-peak hours, or by reducing your overall use. Here are six tips for you to conserve:

- » Turn off lights and appliances when you're not using them. That game console can use a lot of electricity so unplug it when you're done.
- » Set your computer to hibernate after 30 minutes of inactivity, and turn off your monitor when you leave the room for more than 20 minutes.
- » Talk to your landlord about setting your water heater temperature to no more than 120 degrees. Don't worry — you'll still have a nice hot shower.
- » Install LED light bulbs. Discounted prices are available at local retailers.
- » Ask your landlord to install efficient shower heads and faucet aerators. Every drop counts.
- » Look at your electric and water use online. Challenge your roommates to use less.

Go to fcgov.com/utilities/tips for more information on keeping your residence energy friendly.

INTERNET & CABLE TELEVISION

Fort Collins has several companies that provide residents with internet service. Shop around to determine the price range and services that work best for your household.

Typically, internet providers will offer different packages with varying download and upload speeds at increasing rates.

Services like satellite TV and internet can be bundled together in order to offer customers a lower price. It is important to be aware of what services you are paying for and what services you actually use.

ECO-LEADERS GREEN TIPS

Take shorter showers and don't leave the faucet running while brushing your teeth to conserve water.

Wash clothes in full loads using the cold water temperature setting.

Clean your dryer's lint trap regularly to prevent clogs in air flow, and set Automatic Dry Control to 'Dry' to maximize efficiency.

Keep your fan speed at level 1 and set your thermostat between 66-70 degrees in winter and 72-76 in summer.

Only run the dishwasher when you have a full load, and set the cycle to “light wash” with “heated dry” off for optimal efficiency.

FORT COLLINS CONNEXION

222 Laporte Ave.
(970) 212-2900
fcconnexion.com

Century Link

(800) 475-7526
centurylink.com

Comcast

215 E. Foothills Pkwy.
(800) 934-6489

DISH Fort Collins

140 W. Oak St. 1
(877) 404-3508

Direct TV

(888) 777-2454
directv.com

GARBAGE SERVICE

Trash rates in Fort Collins are based on volume; you are charged based on the size of your trash bin. Trash collection is provided by private companies. Either you, your landlord, or your Home Owner's Association (HOA) arrange for trash/recyclables collection. If you live in a house or apartment that does not provide a trash dumpster, you will need to arrange for garbage pick-up.

Note: It is illegal to throw away cardboard and electronics in Fort Collins. Please reuse or recycle these items.

TRASH COLLECTION IN FORT COLLINS

REPUBLIC SERVICES

(970) 484-5556
gsiwaste.com

RAM WASTE SYSTEMS, INC.

(970) 226-3396
ramwastesystems.com

WASTE MANAGEMENT

(970) 482-6319
wm.com

For more information see the City of Fort Collins website
fcgov.com/recycle.

TIP

If you don't use all the capacity in your trash bin, call to request a smaller one and save money each month. The less you throw away, the less you'll pay on your trash bill!



RECYCLING

If you live in an apartment:


Your apartment complex is required to provide bins for all your trash and recycling needs. For help starting or improving recycling at your complex, visit fcgov.com/wrap

If you live in a house:

In Fort Collins, residential trash and recycling services are bundled. Up to two 96-gallon recycling carts, serviced every other week, are provided for no additional cost.

For everyone:

Remember to reuse! Fort Collins has a thriving thrift store community. Shop for or donate gently-used items.



The Timberline Recycling Center accepts everyday recyclables (cans, glass, cardboard) as well as hard-to-recycle materials (batteries, electronics, yard waste etc).

Composting:

Consider local composting options to reduce food waste and methane production. Learn more at fcgov.com/foodwaste.

TIMBERLINE RECYCLING CENTER

1903 S. Timberline Rd.

Everyday Recyclables:

Open 7 days/week, daylight hours
Drop-off option for all materials accepted curbside

Hard-to-Recycle Materials:

Open Tuesday-Saturday,
8am-6pm (summer),
8am-4:30pm (winter)
\$5 entry fee

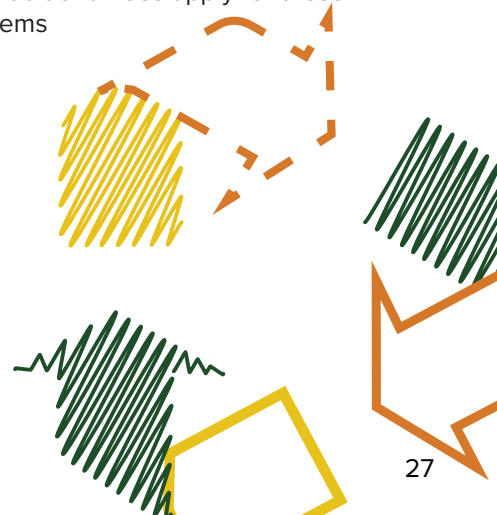
Accepts a variety of hard-to-recycle materials that CANNOT be recycled curbside:

- » Paint*
- » Motor oil*
- » Antifreeze*
- » Batteries*
- » Electronics†
- » Scrap metal
- » Yard trimmings†
- » Wood waste†
- » Cooking oil
- » Bulky plastic

And more! See a full list of accepted items and learn more at fcgov.com/trc

*\$5 entry fee waived when dropping off only these items

†Additional fees apply for these items





RECYCLE

ALL ITEMS MUST BE **EMPTY** AND **DRY**

METALS & GLASS



PLASTIC BOTTLES, TUBS & PAPER CARTONS



CARDBOARD & PAPER



KEEP OUT

OF CURBSIDE RECYCLING



* Starred items can be recycled elsewhere.

RENTER'S INSURANCE

Be sure to purchase renter's insurance. It is inexpensive and will protect your belongings from damage or theft. More importantly, it may protect you from having to pay thousands of dollars if you accidentally cause damage, such as in the case of a fire (exclusions do apply).

Before you start making calls:

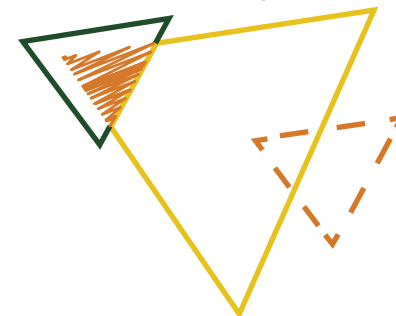
First step, check to see if you are covered under your family's homeowner's insurance.

If you're not covered under your family, do an assessment of your property and determine approximately how much money it would cost to replace your belongings. You will also need to decide which items you want to have fully covered (e.g. jewelry or collectibles).

If you pay for car insurance, you may want to check in with your company to see if they will provide renter's insurance at a discounted rate.

When calling each company, be ready with the following information:

- » Your name, phone number, and property address.
- » The names of everyone who lives at the property and how long they have lived at the residence.
- » Prior addresses.
- » Employment history.
- » Any insurance claim history you have, including details such as dates, type of loss, and the extent of damages.
- » Some companies may ask information about your residence, including building materials or square footage.



VARIABLES IMPACTING RATES

Policies can be fit to your specific needs. These factors will affect the cost of renter's insurance:

- Whether the structure is frame or brick
- How much theft and fire protection the home has (e.g., dead bolts, smoke detectors, etc.)
- Whether you live in or outside of city limits
- Student or non-student status, and sometimes marital status
- Whether you live in a complex with four or more units
- Whether you have other policies with the company (i.e., auto insurance)
- How much property and liability coverage you want or need

Please scan the QR for the A-Z Recycling Tool to learn what to do with common household items.
fcgov.com/recycling/atoz/



OSG-144520

RENTER'S INSURANCE TERMS

Deductible:

Most policies have a deductible. This is a specific amount of money deducted from every claim you file. When getting your quotes make sure to inquire about deductible amounts because they can range from \$50-\$250 (or more). Also, the deductible may vary depending on whether the item is lost, stolen, or damaged. All of this should be taken into consideration when making your final decision.

Liability:

Liability coverage can range from \$100,000 to \$300,000. In most cases, more coverage is better. Check to see if your policy will cover your attorney costs in a civil suit, and/or medical damages for you and others.

Minimum Coverage:

Some policies won't cover your property for less than a specific amount. Usually the minimum range is between \$8,000 and \$10,000.

Make sure when purchasing renter's insurance you compare quotes from a number of companies. Don't go with the first company you call or you could end up spending more than is necessary.

MOVING OUT

SECURITY DEPOSIT

DOCUMENTING THE CONDITION OF THE PROPERTY

Remember to take pictures and videos **before** you move in so you have proof of the condition.

It is essential to take pictures and make a narrated video describing your cleaning efforts and pointing out repair matters that are pre-existing conditions or ordinary wear and tear items. Give copies to the landlord **right after** moving out to encourage fair treatment of your security deposit and deter wrongful charges.

If the damages are more than the security deposit, the landlord may sue the tenant to recover those damages, or may turn the matter over to collections.

If the tenant has fulfilled all the terms of the lease (including proper termination), has paid the rent in full and on time, and has caused no damage beyond normal wear and tear, then the tenant is entitled to the return of the full security deposit.

Normal wear and tear means deterioration not due to tenant's negligence, e.g. peeling/cracked paint. For a list of examples of normal wear and tear, refer to the Landlord Tenant Handbook found at fcgov.com.



WILL I GET MY DEPOSIT BACK?

Under Colorado's Security Deposit law, the landlord has 30 days (up to 60 days if stated in the lease) to return the full amount of the security deposit.

The landlord can charge their tenant for any damages to the premises as long as they provide the tenant with an itemized statement within the time period specified in the lease. The itemized statement will outline:

- » Unpaid rent or utility bills owed by the tenant
- » Payment for damages to the premises beyond "normal wear and tear"
- » Any cleaning which the tenant agreed to in the lease
- » Any other breach of the lease that causes financial damage to the landlord.

STORAGE UNITS

If you're moving away for the summer or studying abroad for a semester, a storage unit can be a great way to save yourself the expense and hassle of transporting all your stuff back and forth.

Typically, the price depends on the size of storage unit you choose to rent.

IF YOU DON'T GET YOUR DEPOSIT BACK:

If the landlord fails to return the deposit with no written proof of charges, you may send a "7-Day Demand" letter to the landlord. Or, if you receive charges you don't agree with, you can send a "7-Day Dispute" letter.

The letter should state that you will sue the landlord for three times the amount of the deposit withheld.

It should be sent by certified mail, return receipt requested, and you should always keep a copy.

If the landlord returns the deposit within seven days, the problem is solved.

For more information, refer to the Landlord Tenant Handbook online at fcgov.com/landlordtenant under Neighborhood Services, or the templates at Student Legal Services' website, sls.colostate.edu.



CHAPTER FOUR

MANAGING A BUDGET

BALANCING A BUDGET

FOOD

CREDIT CARDS

LIVE COMFORTABLY
AT THE ALPINE!



- NEWLY RENOVATED
- IN UNIT LAUNDRY
- BY-THE-BED LEASE OPTIONS
- COMMUNITY POOL
- 24/7 FITNESS CENTER
- DOG PARK
- 5 MIN WALK TO CSU!



NOW LEASING FOR FALL 2024!



4. MANAGING A BUDGET

Visit Off-Campus Life, LSC room 281 to learn about housing security resources.

Before moving off campus, it's important to know how much it will cost. Students living off campus for the first time often report they were not prepared for the expenses they incurred. Paying your bills on time requires both planning and money. You will need money for utilities, transportation, food, furniture, etc. So, it is always a good idea to plan a budget ahead of time.

BALANCING A BUDGET

If your income and expenses do not balance and/or show a negative balance, here are some suggestions on how to improve your budget:

Increase your income/resources

Obtain a part-time job: Visit career.colostate.edu/job-internship-search/ for more information about securing employment.

Consider applying for financial aid! Visit financialaid.colostate.edu for more information about your financial aid options while attending CSU.

Decrease your expenses

Start with the easy stuff by cutting variable expenses like entertainment (streaming services), credit-card purchases, or meals out.

If that isn't enough, you can cut fixed expenses by seeking less expensive housing and/or sharing housing with others.

Walk, bike, or use public transportation instead of owning a car. Check out green.colostate.edu/active-transportation/ for more information about transportation to campus.

Buy used books or rent books instead of buying new books.
Change schedule for paying bills: There may be a better way to divide payments or spread them over the coming months. Check to see if you can adjust your payment schedule.

» **Ask for help.** Visit Off-Campus Life to learn about financial support.

TIP

When planning your budget, don't forget to take into account times during the year when your spending might be higher such as for air conditioning in the summer, heat in the winter, and gifts during the holidays.

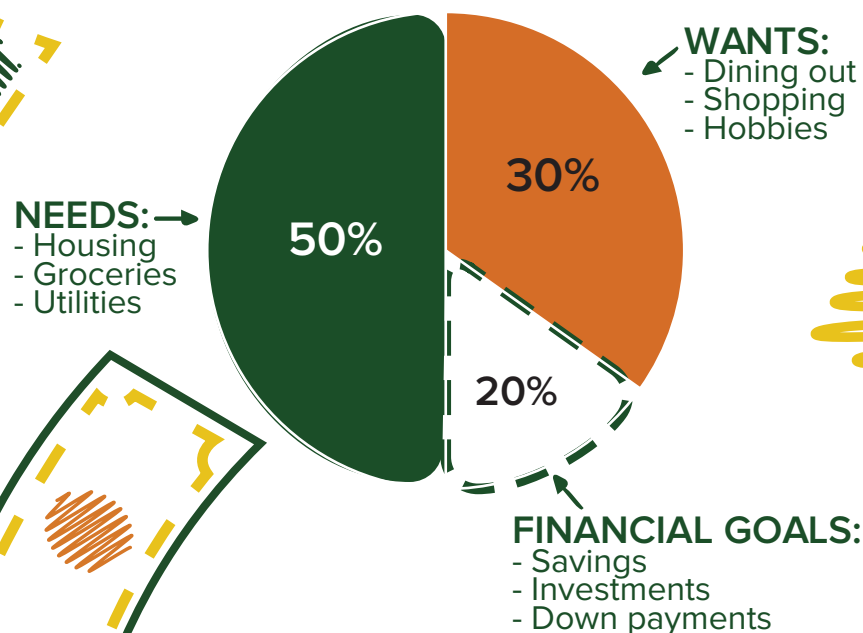
CANVAS FINANCIAL WELLNESS MODULE

Finances are one of the top stressors for CSU students and college students nationally. The Canvas Financial Wellness online modules will boost your financial know-how and help you learn to manage your money in college and beyond. While not required, all incoming students are encouraged to complete the program. Some topics include understanding student loan debt, using credit cards responsibly, sticking to a budget, and planning for your financial future. Students can access Canvas Financial Wellness through their RamWeb account.

If you are new to budgeting, you might want to keep track of your expenses for a couple of months to find out where your money goes. Don't expect to have a perfect budget the first time you set one up. A budget is something you keep working and reworking until it fits for you.

See page 102 for a sample budget spreadsheet. For college students, budget planning may be easier to do on a semester basis.

EXAMPLE: 50/30/20 BUDGET



FOOD

Now that you may no longer be eating in the dining centers on campus, you need to start thinking about your options.

Start by answering some of the following questions:
Do you enjoy, know how, and have the time to cook?
Are you going to eat out often? Can you afford to do so?

RAMS AGAINST HUNGER

For more information about food resources for those experiencing food insecurity visit: ramsagainsthunger.colostate.edu.

NUTRITION CENTER

The Kendall Reagan Nutrition Center through the Health and Human Science Department offers cooking classes throughout the year for a small fee. To find this information, visit nutritioncenter.colostate.edu or call (970) 491-8615.

SAVE YOUR CASH BY SAVING YOUR FOOD

Did you know that wasted food makes up around 25 percent of what Fort Collins residents throw in their trash? Similarly, on average Americans throw away a quarter of all the food they buy. That's like walking in the door with four grocery bags and dropping one straight into the trash each time you shop.

All this wasted food adds up:
 An average household loses approximately \$1,500 a year in wasted food!

Food scraps decomposing in local landfills emit as much greenhouse gas annually as 1,750 vehicles. Throwing away food also wastes the water it took to produce it. For example, it takes 1,800 gallons of water to produce a pound of beef.

HOW CAN YOU SAVE YOUR FOOD, MONEY, AND WATER, AND REDUCE GHG EMISSIONS?

Smart Shopping—buy only what you need. Plan meals ahead of time and make a list before grocery shopping to avoid buying too much food.

Smart Storage—learn how to properly store different foods to keep them fresh longer. Most produce does best in the fridge, but things like bananas, mangoes, potatoes and onions last longer on your countertop.

Smart Prep—prepare now, eat later. After you shop, take some time to wash, dry, slice and dice your food. This makes it much easier to grab a snack or throw together a quick meal on a busy weeknight.

Smart Savings—eat what you buy, including leftovers. Channel your inner chef to find creative ways to use up food before it spoils.

Learn more and take the food saving challenge at fcgov.com/SaveYourFood.

OFF-CAMPUS MEAL PLANS

Still interested in having some meals on campus? Housing and Dining Services offers a variety of affordable meal plans for students living in the community. These meals include dining at all of the locations on campus, as well as to-go meals: housing.colostate.edu/dining

SAVE YOUR FOOD



An average U.S. household throws away one-quarter of all the food they buy – imagine walking in the door with four grocery bags and dropping one in the trash each time you shop!



23% of the trash from Fort Collins households is wasted food.



It takes a lot of water to produce food:

- 1lb. Tomatoes = 26 gallons
- 1lb. Beef = 1,800 gallons – that's as much as an average Fort Collins resident uses in nearly a month!



40% of all food grown in the United States is wasted.

\$1,500

A family of four wastes approximately \$1,500 a year on food that is thrown away – enough for 26 family trips to the movies, including snacks!

SMART ACTIONS



Smart Shopping: Plan your meals, make a list, and buy only what you need.



Smart Storage: Learn how to store foods to keep them fresher, longer.

Smart Savings: Get creative and try new recipes to use up food before it spoils.



Smart Prep: Prep your food after shopping – wash, dry, slice and dice so everything's ready to cook on a busy weeknight.



For more information about food waste and helpful food-saving tips, visit fcgov.com/SaveYourFood.

Sources: www.mrdc.org, www.epa.gov, water.usgs.gov, savethefood.com



CREDIT CARDS

The decision to get a credit card should not be taken lightly. If used responsibly, it can be a great way to establish good credit which will be important later in life when applying for loans, buying cars, or purchasing a home. On the other hand, when a credit card is abused it can result in low credit scores and overspending. Credit cards can also present a security risk through loss, theft, or identity fraud.

TIP

Some credit card companies will raise your interest rate for a completely unrelated loan or credit card if you are late on a payment. This is called Universal Default.

Here are a few things to keep in mind when deciding to get a credit card:

Not all credit cards are equal! For college students, specially designed student cards exist.

Some cards charge an annual fee.

Every credit card will have an APR (Annual Percentage Rate). This is the interest rate you will be required to pay for your purchases. When looking at rates, remember the higher the rate, the more you will have to pay if you aren't able to pay off your bill in full each month.

Many cards offer an introductory rate with a lower APR, but keep in mind this isn't permanent. Make sure you know what interest fees you will be paying once the introductory period has passed.

Some cards offer rewards, like cash back or travel points. Don't overspend just to earn rewards.

Some (but not all) credit card companies offer a grace period in which you have 20-30 days to pay your bill if you get behind. Some, on the other hand, will charge a late fee.

If you fail to make a payment on time or at the very least, within the grace period, it will negatively affect your credit score. This is called a penalty rate.

Some credit card companies have a "Change of Terms" policy which means they can change the terms of your credit card agreement at any time. This includes the ability to raise your interest rates for any reason.

TIP

At the end of the month pay off as much of the bill as you possibly can. Any part of your bill that rolls over will result in interest fees which can really add up!

If you decide to get a credit card, BE SMART ABOUT IT!

Don't overspend! In addition to paying the money back at a later date you will also have to pay all of the accrued interest, which is not cheap!

Only carry one card at a time. Credit cards are a great tool to build up credit and a good thing to have around in case of emergencies, but filling your wallet with them can result in increased spending and confusion when paying bills.

Make sure not to exceed your credit limit. Every card has its limit and exceeding it can result in fees and penalties.

CANVAS FINANCIAL WELLNESS MODULES

The Canvas Financial Wellness online modules, will boost your financial know-how and help you learn to manage your money in college and beyond. Topics include understanding student loan debt, using credit cards responsibly, sticking to a budget, and more. canvascu.everfi-next.net/welcome/achieve,

RENTAL SEARCH

LIST AND FIND:

HOMES FOR RENT

ROOMS FOR RENT

ROOMMATES

HOME
FURNISHINGS

AND MORE!

[RENTALSEARCH.COLOSTATE.EDU](https://rentalsearch.colostate.edu)

CHAPTER FIVE

ROOMMATES

ROOMMATE ISSUES TO CONSIDER

ROOMMATE AGREEMENTS

ROOMMATE CONFLICTS

JOINT & SEVERAL LIABILITY

5. ROOMMATES

Who are you going to live with?

This is a BIG decision and needs to be given careful consideration.

There are legal, financial, and personal implications that affect people living together. Even if your best friend appears to be the perfect roommate, they may not live up to your expectations.

ROOMMATE ISSUES TO CONSIDER

- » Privacy
- » Noise
- » Guests
- » Pets
- » Personal belongings
- » Smoking/alcohol/drugs
- » Parties
- » Bills/deposits
- » Cleaning
- » Groceries/food
- » Parking
- » Study habits
- » Partners
- » Sharing a bathroom
- » And much more

ROOMMATE AGREEMENTS

You should always have some sort of written agreement in place. A sample roommate agreement can be found on page 110 of this handbook.

RENT BY THE ROOM

PRO: You're only responsible for your lease.

CON: If a roommate leaves, the landlord can assign a new tenant.

ROOMMATE CONFLICT

If you're experiencing a roommate conflict and would like assistance in resolving the situation, contact Conflict Resolution Services at the SRC at (970) 491-7165 to schedule a consultation. If at least one of the parties involved is a CSU student, Conflict Resolution Services can provide conflict coaching, facilitation, and/or mediation.

JOINT & SEVERAL LIABILITY

If one roommate moves out, the remaining roommates may be responsible for that person's share of the rent and damages. Tenants are responsible for rent until the lease has expired, or in most cases, until the premises are re-rented.

TIP

Groceries can create some of the biggest issues between roommates. Here are a few ideas to help:

- » Designate cabinets for each roommate.
- » Decide which food items you can share, like condiments, and how to share the costs of those foods.
- » Decide if/when you will cook and eat together, and how you will share the cooking and prep space.



**NOW LEASING
FALL 2024!**



Community Features:

- In unit laundry
- By-the-bed leasing options
- Individually locking bedrooms
- Furnished options available
- Bus access to CSU
- 3 min walk to Canvas Stadium
- Access to pool & dog park
- Off street parking

APPLY TODAY!

CHAPTER SIX

HEALTH & SAFETY

MANAGE YOUR STRESS

EMOTIONAL SUPPORT

ANIMALS AND SERVICE DOGS

RISK REDUCTION STRATEGIES

LITHIUM-ION BATTERIES

Charging, Storage, Disposal. And more!



FACT:

Lithium-ion battery fires are extremely difficult to extinguish. Do not attempt to use an ABC fire extinguisher. Evacuate immediately!

DISPOSAL:

- Do NOT put lithium-ion batteries in the trash.
- Take to a location that can accept batteries.
- Local Options:
 - Timberline Recycling
 - Larimer Landfill

Where are they? Lithium-Ion Batteries power:

- E-bikes and scooters
- Vehicles
- Phones
- Laptops
- Toys
- E-cigarettes
- And more!



Follow these tips to help keep your family, home, and electronics safe.

Charging and Storing Lithium-Ion Batteries

- Only charge on a flat, firm surface (not on a couch or bed).
- Be present when charging and stop charging when complete.
- Keep charging area clear of flammable items.
- Keep batteries at room temperature (not in direct sunlight or a hot vehicle).
- Use charging cords by the same brand as the battery.
- Use batteries designed for the device and follow manufacturer's instructions.



REMINER: STOP using if there is a change in color, strange odor or color, excessive heat, or leakage.

Updated: 2024



6. HEALTH & SAFETY

Staying healthy can sometimes be challenging for busy college students, yet taking care of your body and mind is critically important to your academic success and overall well-being. Here are a few tips to keep in mind:

MANAGE YOUR STRESS

While some stress enhances performance, too much and/or accumulation over time can be harmful. Make sure to take time out of your busy schedule to de-stress and relax. This can help with productivity and make your college experience more enjoyable. Adequate sleep, nutrient dense eating and movement are important to managing stress in college.

Get it checked out. Feeling under the weather? Concerned about a nagging physical issue? Have a professional take a look. Addressing issues related to illness or injury early on can minimize disruption to your busy schedule and give you greater peace of mind.

Talk to someone. Are you having relationship issues, struggling with a life change, or feeling overwhelmed, anxious, or depressed?

Many students find that talking to a mental health counselor is a helpful step in overcoming problems and managing crises that you may experience.

Support your well-being. The CSU Health Network has a range of student mental health and well-being student support resources to support you and your fellow Rams: health.colostate.edu/mhwb-resources. They include 24/7 online tools, groups and workshops, multicultural services, one-one-one services, substance use support, as well as education and self-care options.

Look out for each other. Rams take care of Rams. If someone you know is stressed by life circumstances, experiencing mental health concerns, having any thoughts of suicide, experiencing interpersonal violence or struggling with addiction, please tell someone. CSU and Fort Collins are full of caring professionals that can help.

TELL SOMEONE

If you are concerned about a friend or peer, use Tell Someone by calling 970-491-1350 or visiting supportandsafety.colostate.edu/tell-someone to share your concerns with a professional who can discreetly connect the distressed individual with the proper resources. Rams Take Care of Rams. Reach out and ask for help if you or someone you know is having a difficult time.

CSU HEALTH NETWORK

Every student's home for health and well-being at Colorado State University. They are committed to care for body and mind to help students in becoming the healthiest version of themselves. All CSU students have access to our wide range of services, regardless of their insurance plan. Learn more about their Medical Services, Mental Health Services and Health Education and Prevention Services: health.colostate.edu

EMOTIONAL SUPPORT ANIMALS AND SERVICE DOGS


To qualify for an emotional support animal, a student must have a documented disability that impairs daily functioning and be able to demonstrate that daily functioning is improved with the assistance animal. To bring a service dog into a residence, the student may be asked if the dog is a service animal related to a disability and what task(s) it has been trained to

provide. There is a distinction between an emotional support animal that lives at home and does not accompany the person from place to place versus a service dog that is trained to perform a specific task and goes with the individual each day.

CSU Health Network does not provide letters of support and referral for students seeking to make use of emotional support animals and psychiatric service dogs. Students should seek a disability evaluation from a home provider, forensic psychologist, or forensic psychiatrist with specialized training working with human-animal bond in counseling. For disabilitycenter.colostate.edu

DID YOU KNOW?

A small portion of your student fees helps pay for a wide range of mental health support resources at CSU Health Network, including crisis services, groups, workshops, and brief individual therapy. To access Mental Health Services, visit us on the 3rd floor of the CSU Health and Medical Center and we will work together to identify which services are best for you. Check out health.colostate.edu/access-mental-health-services for more information.



RISK REDUCTION STRATEGIES

KEEP YOUR HOME HEALTHY & SAFE

The indoor air quality of your home is very important, especially since it can be up to 5 times worse than outdoor air. The City of Fort Collins' Healthy Homes Program is a FREE program for both renters and homeowners alike, designed to improve the indoor air quality and health of your home. Fill out our quick sign-up form to receive an assessment and other resources, including:

- » Healthy Household Cleaner
- » Sustainable Cleaning Cloth
- » Radon Test Kit
- » Carbon Monoxide Detector & Fire Alarm (if needed)

Renters do not need landlord approval to participate. To sign up:



For more information, visit
healthyhomes.fcgov.com

TIP

Always call police if you notice suspicious activity. Trust your instincts – take action if you feel like something “just isn’t quite right.” Keep the Fort Collins Police Services number (970) 419-3273, in your phone and report issues right away. Always call 911 if you see a potentially dangerous situation or an emergency.

WALKING

Avoid walking alone at night.

Change your routines.

Use well-lit travel routes.

Avoid shortcuts and dark, isolated areas. Walk purposefully, know where you are going, and project a confident image. If you feel threatened, cross the street, locate an emergency phone, or enter a store or place of business. Have your door keys ready; carry them in your pockets, not buried in a purse or backpack. When walking to your car, don’t hit the unlock button until you are close. Use the SafeWalk program to get home after dark. Visit their homepage at

police.colostate.edu/safe-walk or contact them at (970)-491-1155.

AT HOME

Lock your doors and windows, even when you are inside your home or just stepping out for a short while. It takes a thief 10 seconds or less to enter an open room and steal your property. Keep emergency numbers on your phone. Do not leave messages on your door indicating you are away and when you will return (including

your schedule). If someone asks to use your phone for an emergency call, offer to call for them instead of allowing them access to your home. Do not put your address on your key ring. Know your neighbors. Do not leave keys in hiding places. Thieves will find them. Close blinds and curtains at night so individuals outside cannot see in.

Leaving for Breaks:

During winter breaks, you are still responsible for keeping public sidewalks adjacent to your home free of snow and ice. Make arrangements with friends or neighbors.

Thieves know the university schedule, so make your place look lived in.

Tell your neighbors you’ll be out of town and ask them to keep an eye out on your home.

Keep all windows and doors locked.


Store electronic equipment and small valuables in a safe place.

Contact the post office and have them hold your mail while you are away.

Have a timer for lights so your house looks occupied, even while you are gone.

If your neighbors have an extra vehicle, ask if they are willing to park in your driveway.

Keep your heat on during winter months so pipes don’t freeze and break. Coming back to a flood would be a bummer, not to mention a costly mistake.



DOWNTOWN AFTER DARK

Going downtown after dark?

Run through this checklist before you head out for the night!

Is my phone charged?

Dead battery equals no way to call for a ride or find friends if you get separated.

Do I trust the people I'm going out with not to ditch me?

There's safety in numbers, so stick with a group that will stick together. No friend left behind!

How am I getting home?

If you're partying, make sure you've got a plan to get home safely once the fun is done. RamRide provides free, safe rides for all CSU students on Friday and Saturday nights via our Ramride fleet, or Lyft codes for discounted rides if the fleet is not available. Find the codes on our instagram [@ramride_csu](https://www.instagram.com/ramride_csu) or on the CSU RamRide app powered by Spare to request your ride. Check ramride.colostate.edu for details. Alternatively, take Gold Route, a free bus that runs from Old Town back to campus on Friday & Saturday nights. Find out more in the transportation section on page 56.

Do I have a way to pay?

Just in case you get separated from friends, or your designated driver can no longer drive, make sure you have a way to pay for a ride home if needed.

Does someone know my plan?

Before you head out, tell someone where you're going and when you plan to be back.

DID YOU KNOW?

Downtown Fort Collins hosts several free events per year. With concerts, art walks, and a fantastic selection of restaurants and bars, there is always something fun happening downtown. To see a list of upcoming events visit: downtownfortcollins.com.


LIFE IS EASY AT THE JUNCTION!



THE JUNCTION
LEASE WITH US FOR
FALL 2024!

- NEWLY RENOVATED
- IN UNIT LAUNDRY
- BY-THE-BED LEASE OPTIONS
- COMMUNITY POOL
- 24/7 FITNESS CENTER
- DOG PARK
- **5 MIN WALK TO CSU!**

 [JUNCTIONFORTCOLLINS.COM](https://junctionfortcollins.com)

 970-482-5740

 @THEJUNCTIONFOCO

FIRE SAFETY

HOUSING STANDARDS

Smoke detectors must be installed in each story of the dwelling, in all bedrooms, and in halls and areas that are in the immediate vicinity of the bedrooms.

FIRE PREVENTION:

- » Make sure smoke detectors are working properly. Test them once a month and change the batteries in them once a semester.
- » If your alarms are more than 10 years old, replace them immediately.
- » Do not remove batteries from smoke detectors except to change them.
- » If you have a false alarm, pushing the test button on the front of the alarm will usually silence it.
- » Carbon Monoxide (CO) alarms are necessary in any housing with gas appliances, heat, or attached garages. Landlords are required to provide CO alarms, but tenants are responsible for changing the battery once a year and ensuring the alarms are working.
- » Hookah pipes can set off CO alarms if the room is not properly ventilated.
- » Know at least two ways out of every room.
- » Make an escape plan in case of emergencies and practice it at least once.
- » Purchase a collapsible escape ladder for upper windows and know how to use it.
- » Don't overload outlets or powerstrips.
- » Don't leave lit candles or incense unattended. Make sure candles aren't in the vicinity of anything flammable including drapes, posters, or fabrics.
- » Don't leave food unattended on the stove or in the microwave, and make sure all burners are turned off before leaving the house.
- » Make sure cigarettes are fully extinguished. When smoking, use a sturdy, non-tipping ashtray.
- » Do not put cigarettes out in potted plants!
- » Never smoke in bed or when under the influence of drugs or alcohol.
- » Keep a fire extinguisher near the kitchen and know how to use it.
- » Make sure the wattage in light bulbs matches the correct wattage for the fixtures.
- » Don't run the dryer without a lint trap. Clean the lint trap regularly.
- » Keep your electrical wiring in good condition. Have wire replaced if it is frayed or cracked. If you are renting, it is your landlord's responsibility to

keep the wiring up to date. Let them know immediately if there are any issues.

» Be very careful with space heaters and keep flammable items at least 3 feet away from water heaters, heaters, furnaces, and fireplaces (that includes furniture!).

IN CASE OF FIRE:

- » Never ignore a fire alarm. Leave at once and close all doors behind you on your way out.
- » Once you are out of harm's way, call 911 immediately.
- » Use the stairs. Elevators shut down automatically when the fire alarm is going off.
- » Test every door for heat with the back of your hand. If a door feels hot or you see smoke seeping out, DO NOT OPEN IT.
- » Crawl low in smoke.
- » If possible, cover your mouth with a cloth to avoid inhaling smoke and gases. Most people who die in fires actually die from smoke inhalation.
- » Don't go back in, no matter what!
- » If a fire starts while cooking, put a lid over the burning pan or use the fire extinguisher. Never pour water on grease fires.
- » If you are trapped in your home DON'T PANIC! Close your door and seal off any cracks with wet towels. As soon as you are able, call 911 and give your name, address, and location in the building. If possible open a window for air and signal for help. Wait for help to arrive.

Keep the Fort Collins Police non-emergency number 970-419-FCPD (3273) in your phone and report issues right away.

CONSIDER YOUR COMMUTE



CSU Transportation Network

Compare the monetary and time costs of your commute from different addresses at rent.colostate.edu

Bike

Bikes are a great way to get around campus and Fort Collins, with many miles of bike trails.

- Explore routes using the bike map at fcgov.com/bicycling
- Use a u-lock to protect your bike from theft
- Bike registration is required with CSU Police, visit police.colostate.edu for details



Boarding

Use a skateboard or longboard for quick cross-campus trips.

- Carry a lock to secure your board to one of CSU's board racks
- Board rack locations can be seen at maps.colostate.edu



SPIN e-Scooters and e-Bikes

Spin e-Scooters and e-Bikes are available for rent throughout Fort Collins.

- Use the Spin app to rent. Rates are \$1 to unlock and \$0.33/minute to ride
- Save money by parking at designated locations indicated in the app
- Park the scooter at any public bike rack
- Discounted Spin access memberships available for Pell Grant recipients

Bus

Use Transfort buses to get to and from campus, Old Town, shopping, or connect to other front range locations.

- Explore routes at ridetransfort.com/routes/csu
- Your Ram Card is your free bus pass on all Transfort buses
- Going out in Old Town on Friday or Saturday night? Get a free ride back to campus using the Gold route from Mountain Ave. & Remington St. Buses depart every 15 minutes between 10:30 pm and 2:30 am



Parking

CSU offers a wide variety of parking options, including flexible semester, academic, or annual permits.

- Lower cost permits and hourly parking available near Moby Arena and at South Campus
- Overnight student parking on South Campus in lot 740
- Hourly parking payments can be made conveniently utilizing the ParkMobile app
- Carpool or share a permit with a friend to split days and or time on campus
- Free parking options off campus along the Fort Collins MAX line with convenient direct transit ride onto Main Campus



**PARKING AND
TRANSPORTATION SERVICES**
COLORADO STATE UNIVERSITY

EXPLORE OPTIONS: pts.colostate.edu
(970) 491-7041 or parking@colostate.edu

CHAPTER SEVEN

TRANSPORTATION

TRANSFORT

OTHER OPTIONS

BIKING

7. TRANSPORTATION

You probably have been wondering how you are going to get to class if you move off campus. Here are some options:

TRANSFORT

IS IT POSSIBLE TO GET AROUND FORT COLLINS WITHOUT A CAR?

Yes. The city bus system, known as Transfort, operates Monday - Saturday. Many bus routes serve the CSU campus with frequent service during the weekday when CSU is in session (fall and spring). Several CSU routes operate on Saturdays and in the evenings. Many routes end at the CSU Transit Center, providing convenient access to the Lory Student Center. **Hours of operation and schedules subject to change.** Sign-up to receive real-time alerts through email or text at ridetransfort.com/subscribe

Transfort buses are equipped with bike racks that hold up to three bicycles. MAX buses hold up to four bicycles on interior racks. Racks are available on a first come, first served basis. There is no charge to use the bike racks.

DOES TRANSFORT OFFER LATE NIGHT SERVICE?

Through a partnership with ASCSU and the City of Fort Collins, the GOLD route provides late night weekend service between downtown, campus, and West

DO CSU STUDENTS HAVE TO PAY TO RIDE TRANSFORT?

Transfort is FREE for all CSU students. This service is made possible in part by a contribution from Associated Students of Colorado State University (ASCSU).



Elizabeth. This service is free and operates on Fridays and Saturdays from 10:30 pm to 2:30 am. Visit ridetransfort.com/routes for schedules and other evening routes.

HOW CAN I CONTACT TRANSFORT?

Contact Transfort in-person at a transit center, by calling (970) 221-6620 or email transfortinfo@fcgov.com. Schedules and real-time bus arrival information can be viewed on the Ride Transfort app or online at ridetransfort.com.

MAX BUS RAPID TRANSIT

The MAX operates along the Mason corridor from 5:30 am to 8:00pm, Monday - Saturday. Stops near the campus are located at University Ave., Prospect Rd., and Laurel St.

AROUND THE HORN

HORN provides service within CSU's main campus and connects riders with the Vet Teaching Hospital and remote parking. It operates Monday - Friday from 7:00 am to 6:30 pm.

FLEX SERVICE

Transfort's Regional Express bus service between Fort Collins, Loveland, Berthoud, Longmont, and Boulder. See schedules at ridetransfort.com/routes/flex

FOOTHILLS SHUTTLE

Foothills Shuttle provides transportation access to the Foothills Campus and connects the rest of the Transfort system via West Elizabeth and Overland Trail. This service operates year-round on weekdays (except on CSU holidays). More information at ridetransfort.com/routes/foothills-shuttle.

DIAL-A-RIDE

Dial-A-Ride is a door-to-door paratransit service for individuals who, because of a disability, are prevented from using Transfort's fixed route system. For more information and eligibility questions call (970) 224-6066.

OTHER TRANSPORTATION OPTIONS:

WALKING

If your house is close to campus, walking can be a good option. Fort Collins is a relatively safe city. However, that does not mean you should not be cautious when you are walking around town. Check out the "Safety" section of this handbook for more information.

SAFE WALK

You can contact the CSUPD at **(970) 491-1155** for a free Safe Walk to and from a location within three blocks of campus. Campus Service Officers are on duty from dusk until dawn to provide this service.

PARKING

Parking permits are sold online through Parking Services. You may park in Z and A lots without a permit after 4:00 pm (exceptions: certain marked spaces in A lots by Morgan Library, Clark C, Engineering, Administration Building

after 7:00 pm), and X, Q, W lots after 8:00 pm. After Friday evening, parking without a permit is allowed until 7:00 am Monday morning. For more information, contact CSU Parking Services **(970) 491-7041**. For a map of parking lots, please visit: parking.colostate.edu.

NEIGHBORHOOD PARKING

Did you know that many Fort Collins neighborhoods have parking restrictions? The Residential Parking Permit Program (RP3) is a resident initiated program that helps provide close and convenient on-street parking for residents.

AVOID A CITATION!

If you don't live in the neighborhood, you can't park in an RP3 Zone for longer than the signs allow. If you live in the neighborhood, you must have an RP3 permit to park on the street for longer than the signs allow.

For more information and RP3 maps go to fcgov.com/RP3 or call **970-221-6617**

RAMRIDE

Ramride provides CSU students with free, safe rides to any home or business address in Fort Collins. RamRide is one of the largest safe ride programs in the nation! RamRide currently offers a multitude of services, including RamRide x Lyft, RamRide Secure and more. Visit ramride.colostate.edu or RamRide's social media for the latest updates.

Fort Collins Safe Choice new initiative helps to prevent drunk driving, see page 78 for more.

BIKING

Is a Bike-n-Ride service available?

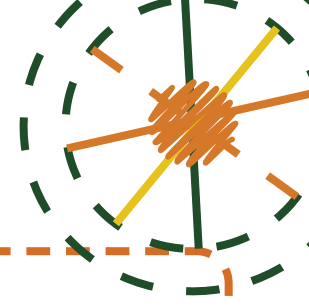
Yes. Bicycling is a popular and viable means of transportation at CSU and in Fort Collins. There are numerous locations for bicycle parking on campus. There are more than 75 miles shared use paths open to cyclists in Fort Collins, including the Spring Creek and Poudre River Trails, both paved. Fort Collins solidified its place among the nation's most bicycle friendly communities when the League of American Bicyclists announced Fort Collins achieved Platinum Level designation in the Bicycle Friendly Community program in May 2013.

BIKING ON CAMPUS

All bicycles ridden or parked on the CSU campus must be registered with the CSUPD. The one-time registration requirement costs \$10 and can be done in Green Hall. Bikes are required to obey the same traffic regulations as an automobile (e.g. stop signs), and bikes are not permitted on sidewalks. Have a light on your bike when riding at night. Remember, it is a \$35 fine per safety violation. CSU is a Platinum Bike Friendly University with a Campus Bicycle Advisory Committee.

FC BIKES

FC Bikes is the City's program working to make Fort Collins the best place in the nation to ride a bike. Visit fcgov.com/fcbikes for information about bicycle-related projects, maps, events, classes, and other resources.



CHAPTER EIGHT

CITY CODES & ORDINANCES

OCCUPANCY LIMIT (U+2)

PUBLIC NUISANCE ORDINANCE

SOCIAL HOST ORDINANCE

NUISANCE GATHERING ORDINANCE

OTHER MUNICIPAL CODES

Can you shower in five minutes or less?



Help us help everyone use less water.

Visit ourcity.fcgov.com/WEP to share your ideas!



Dear Students,

You can get confidential advice from a campus attorney for no charge

Stuff happens.
You're not alone!

Legal counseling paid for by your student fees.
We're here for you from orientation to graduation.

Confidentially yours,



COLORADO STATE UNIVERSITY
STUDENT LEGAL SERVICES



Request an appointment at: sls.colostate.edu



8. CITY CODES & ORDINANCES

OCCUPANCY LIMIT (U+2)

The City has a housing occupancy limit, and it is important for all students to learn about this code.

How does this code apply to the majority of CSU students living off campus?

Unless you are living in a certified extra-occupancy rental house or certain designated apartments, you cannot have more than three unrelated persons residing in the same dwelling. If the occupants claim to be related, they will be required to provide proof.

FREQUENTLY ASKED QUESTIONS

Who can live in a house without violating the U+2 rule?

- YOU MAY HAVE:**
- 1) One family (related by blood, marriage, or adoption) and not more than one additional person.
 - 2) Two adults and their dependents, if any, and not more than one additional person.
 - 3) Three unrelated individuals.

FOR EXAMPLE:

You could have any combination of a family plus one additional person (a boarder, a caretaker, a nanny, etc., or any number of siblings and an additional roommate) or you could have up to three unrelated adults (three unrelated roommates, two single moms and their kids plus another roommate, etc). However, you cannot have two related people (like brothers) and two additional people. In this scenario, the two brothers would be considered a “family” and they can have one additional person.

Are there apartments and homes that allow for more than three unrelated friends to live together?

Yes! The Extra Occupancy List is always changing, so check out the Off-Campus Life website for the most up-to-date version at ocl.colostate.edu.

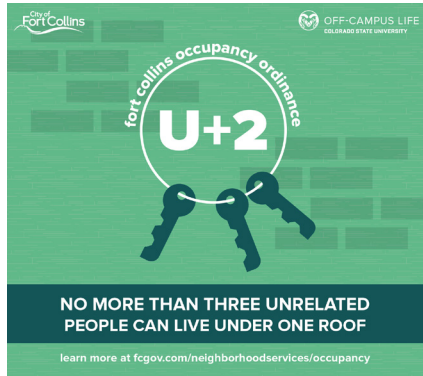
What if a house can easily accommodate more than three residents?

The property owner can apply for an Extra-Occupancy designation if the house meets certain criteria and is in a designated district that allows it. You can find additional information on Extra Occupancy at ocl.colostate.edu.

What if I have guests on most weekends? Will I be in violation even though these guests don’t technically live with me?

The current code classifies anyone

who spends more than 30 nights in a dwelling in a 12 month period as an occupant. Therefore, a frequent guest could actually be considered an occupant. If the City receives a complaint, there will be an investigation to see if there is reasonable suspicion of an occupancy limit violation.



HOW IS THE OCCUPANCY ORDINANCE ENFORCED AND WHAT DOES THE PROCESS LOOK LIKE?

1. When someone calls the city to report a property they believe is over-occupied, staff will be interested in the following information: complainant's contact information (unless they choose to be anonymous), address of property in question, reasons for suspecting over-occupancy and any supporting evidence (tenants' names, license plate numbers, etc.).

2. Once City Staff completes an intake form based on the information provided by the complainant, they will begin an investigation and contact the owner/property manager to request a copy of the Disclosure form. Disclosure forms have been required since December 2005, and there is a potential fine up to \$1,000 for not having a Disclosure form upon request. The form acknowledges that all involved parties (sellers, leasers, tenants, buyers) have been informed of the occupancy limit in Fort Collins and is required to be signed by all parties at the time of lease signing.

3. If the investigation produces "reasonable cause" to suspect over-occupancy the inspector will give notice to all tenants, the landlord, and the property manager they are in violation and may issue citations to all occupants, owners, and managers. They will have 20 days to correct the over occupancy



violation and will need to schedule an inspection to confirm compliance.

4. Correcting the situation within the time period on a first complaint will likely result in no citation or penalty being issued. However, if the occupancy investigator determines the household "blatantly" violated the ordinance, then a citation may be issued to the owner, property manager/landlord and/or each tenant of the property. Fines can be as high as \$1,000 per day for every day in violation. After being cited, the parties will have 20 days to pay the assessment or appear in court on the scheduled court date.

5. If participants request a hearing, they will be scheduled to appear before a court-appointed hearing officer. The inspector will be present if the case goes to trial and any neighbor willing to participate as a witness can also attend. Hearing decisions are final, and all statements are made under oath with the consequence of criminal charges (such as perjury or false information to authorities) if false statements are made.

6. If an investigation results in reasonable cause to suspect a violation of the Rental Housing Standards, inspectors may also conduct a rental housing inspection throughout the entire property to determine if any health or safety problems exist.

HELP FROM STUDENT LEGAL SERVICES

If you receive notice of an investigation by the City or are living in an over-occupied situation, visit Student Legal Services in the Lory Student Center

Disclosure Statement

Be prepared to sign this form when you sign a new lease! Your landlord should supply a copy to you. This is a form tenants are required to sign with the signing of any new lease acknowledging they have been informed of the occupancy limit in Fort Collins. The Disclosure form can be found on the City of Fort Collins website: fcgov.com/neighborhoodservices/occupancy.

If you have further questions, please contact Neighborhood Services:

(970) 224-6046

fcgov.com/neighborhoodservices



PUBLIC NUISANCE ORDINANCE

The new PNO regulates two types of nuisances: a “public nuisance”; and a “chronic nuisance property.” Nuisance activity includes 66 categories of various criminal and civil violation happening on the property.

Public nuisances

- » Noise
- » Trash
- » Overgrown weeds/grass
- » Over-occupancy
- » Inoperable vehicles
- » Parking on lawns
- » Unkempt lawns
- » Parking
- » Snow removal
- » Animal violations
- » Indoor furniture left outside
- » Any municipal code violations
- » Nuisance Gathering
- » Air Quality-Woodsmoke
- » Disorderly Conduct

Chronic Nuisance Property exists when:

3+ nuisance activities within 90 days
7+ nuisance activities within a year

Read more at fcgov.com/cityattorney/public-nuisance

SOCIAL HOST ORDINANCE

This ordinance holds hosts responsible for providing a space in which underage possession/consumption of alcohol or marijuana is occurring. The host(s) do(es) not have to provide the alcohol/marijuana to be held responsible. A Social Host Ordinance violation is a civil (non-criminal) infraction that has a \$100+ fine. The Social Host Ordinance does not replace current capitalize ordinances (such as Unreasonable Noise and Nuisance Gathering) and it is possible for a party host to be issued multiple citations.

Don't get caught up in someone else's mess!
Public Nuisance Ordinance violations stay with the property, not with the tenants. When you are looking to rent, check to see if the rental you're planning on moving into has received any citations. Do your homework and check the history of the property **PRIOR TO RENTING** by calling Neighborhood Services, (970) 224-6046. The last thing you want is to move into a house with a history of violations.

NUISANCE GATHERING ORDINANCE

This ordinance makes it a misdemeanor criminal offense to the responsible individual (the party host, not necessarily the people actually littering or vandalizing) when different types of nuisances occur on neighboring private or public property including, but not limited to:

- » Trash and litter
- » Public urination
- » Vandalism

A conviction carries a minimum of \$1000+ fine with a possibility of jail time or community service hours. Additionally, you could be assessed the costs of police and fire personnel overtime, repairs to city streets, and cleanup or repair for any damage to neighboring property.

In addition, if your party is getting out of control, call Fort Collins Police Services non-emergency number **970-419-FCPD (3273)** and ask for help breaking it up.

UNREASONABLE NOISE ORDINANCE

The City of Fort Collins has legal standards for the following:

UNREASONABLE NOISE

How much noise is too much noise? The City does not use decibel measurements to determine unreasonable noise. If a neighbor can stand on the edge of their property line and hear noise coming from your house, it may be too loud. The noise ordinance is in effect 24 hours a day.

Fort Collins police officers typically respond to parties on a complaint basis.

This means you have to have disturbed someone in your neighborhood who then calls the police. The responding police officer has the discretion to decide if the noise coming from your property is unreasonable. If the noise is determined unreasonable, the officer can issue a ticket with a fine of up to \$1,000+ per resident for the first offense. Remember, you can register your parties at the Off-Campus Life office by 5:00 pm the Thursday before your party, to help avoid a citation. See pg. 77 for more details.

OTHER MUNICIPAL CODES

RIOTS

A riot is defined as a public disturbance involving three or more people whose conduct creates a danger of damage or injury to people or property or substantially obstructs the performance of any government function.

Consequences of engaging in a riot can include a \$1,000 fine and/or 12 months in jail, even if you are simply watching a riot happen. If you are near or in a riot situation, **LEAVE** when the police tell you to! Additionally, state Riot Laws provide that anyone convicted of a rioting offense cannot attend any state-funded institution of higher education in Colorado for at least one year.

CSU STUDENTS TAKE NOTE:

Engaging in a riot – or even just being a bystander and watching it – can get you into trouble. Having a role in a riot can mean automatic suspension from all state supported institutions of higher education – including CSU – for 12 months if convicted – and your tuition is NOT refunded.

TIP

Anyone convicted of engaging in a riot will automatically be suspended from all state institutions of higher education for at least one year.

FIREWORKS

The possession and use without a permit of fireworks of any kind is illegal in the City of Fort Collins. The penalty for a fireworks violation will result in confiscation of the fireworks, summons to municipal court, and a fine of \$1000+. To avoid a summons, a costly fine, possible injury, or fire, it's best to leave the fireworks shows to the professionals.

FURNITURE

No furniture designed for indoor use can be placed in your yard or on an unenclosed porch; i.e. sofas cannot be on your front or back lawn, roof, or unenclosed porch. There are many options to dispose of unwanted furniture. Search online for furniture removal in Fort Collins or contact non-profit organizations or consignment shops to donate your furniture. You can also search the bulletin board on rentalsearch.colostate.edu.

OUTDOOR FIRES

Smoke and odor generated from wood burning can have unintended negative impacts on those around us and affect some of our most sensitive populations such as the young, the elderly and people with heart or lung conditions. Outdoor wood burning is prohibited between the hours of 10 p.m. and 7 a.m., and fire pits must be located at least 15 feet from any property line. Visit fcgov.com/woodsmoke for additional requirements.

TRASH

Trash containers must be stored out of view of the street. Trash containers can be placed out for collection no earlier than 12 hours before scheduled pick-up and must be put away the same day of pick-up. Trash cannot be placed on the street or sidewalk where it can interfere with bicyclists, pedestrians, and vehicles. Trash can include bagged leaves, newspapers, or other discarded items. In Fort Collins, it is illegal to throw cardboard or electronics in your trash bin; they must be recycled or reused. Find more information and recycling locations at fcgov.com/recycle.

YARDS/GRASS

Weeds and grass cannot exceed a height of six inches in yards and alleys within city limits. Leaves and branches may be temporarily piled provided they are being gathered for disposal; piles cannot remain in your yard for an indefinite period of time. Do not rake leaves into the street since it is unlawful and can cause storm water drainage problems.

SNOW REMOVAL

Whether you own or rent your home, you are responsible for clearing snow and ice off public sidewalks adjacent to your property within 24 hours after the snow stops falling. If your walkway has not been shoveled, a neighbor may report it to the Nuisance Hotline, or City inspectors may proactively inspect the offense while out in the field. If the City hires someone to remove the snow the property owner will be billed and may pass the charge along to you with an additional fine, which can be very expensive. You may need to use an ice-melt material in order to make sure your sidewalk is safe for pedestrians.

Snow violations will be enforced even if you leave town over break. Offer to shovel for a neighbor while you're in town and see if a neighbor is willing to cover your shoveling responsibilities while you are away.



PARKING

Unless otherwise posted by a traffic control device or sign, the Fort Collins Traffic Code does not limit the time motor vehicles may be parked on public streets. However, vehicles must be attended to at least every 48 hours.

Trailers may only be parked on the street for less than a 48-hour period, and only for the purposes of loading & unloading, in residential neighborhoods.

Vehicles must be parked facing the direction of traffic.

Inoperable vehicles must be stored out of public view (expired tags mean your car is considered inoperable).

Vehicles may not be parked on lawns/yards.

Vehicles cannot block a driveway or sidewalk (including your own).

Vehicles and trailers parked on the public street are enforced by Parking Services **(970-221-6617)** or Fort Collins Police Services non-emergency **(970-419- 3273)**.

Complaints can be reported to the Nuisance Hotline, **(970) 416-2200** or online at: **fcgov.com/nuisance**.

RESIDENTIAL PARKING PERMIT PROGRAM (RP3)

This program provides convenient on-street parking for residents by reducing the impact of non-resident vehicles in participating neighborhoods.

Outside of when the signs allow, it limits parking to only residents and their guests during the posted time limits.

There are no visible permits; the system works by reading registered license plates and issuing citations for those not registered.

Residential parking restrictions are regularly enforced; including those designated CSU Stadium Event/ Gameday RP3 zones.

Neighborhoods with RP3 have signage clearly designated. Go to **fcgov.com/parking** for more info.



ANIMALS

Licenses

All dogs and cats within city limits must be licensed yearly through the Noco Humane. Failure to properly license your pet can result in a municipal fine if the animal is impounded. Pet licenses can be purchased online at **nocohumane.org**

Rabies Vaccination Requirements

Any person who owns or keeps a dog or cat within the city must have such dog or cat vaccinated against rabies when the dog or cat becomes four months of age and again within 12 months of the date of such initial vaccination, and must continue to have the dog or cat vaccinated at intervals recommended by a veterinarian. Any person who owns or keeps a dog or cat within the city must ensure such dog or cat has a current rabies vaccination tag affixed to its collar or harness at all times.

Leash Law

It is unlawful for the owner or keeper of any pet, except birds, to permit such animal to be at large in the city. This means all pets (cats too!) must be kept on a leash if they are not confined to a fenced yard or a designated dog park.

Pet Waste

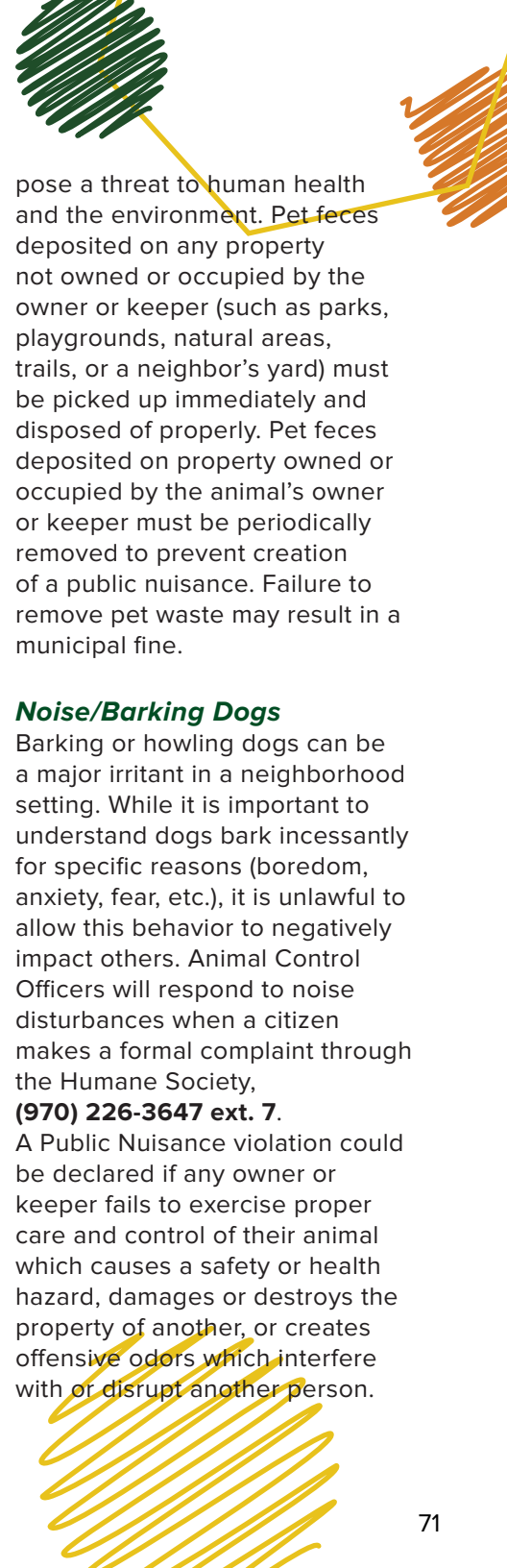
Pet waste not only causes offensive odors, but feces left behind are also unsightly and

pose a threat to human health and the environment. Pet feces deposited on any property not owned or occupied by the owner or keeper (such as parks, playgrounds, natural areas, trails, or a neighbor's yard) must be picked up immediately and disposed of properly. Pet feces deposited on property owned or occupied by the animal's owner or keeper must be periodically removed to prevent creation of a public nuisance. Failure to remove pet waste may result in a municipal fine.

Noise/Barking Dogs

Barking or howling dogs can be a major irritant in a neighborhood setting. While it is important to understand dogs bark incessantly for specific reasons (boredom, anxiety, fear, etc.), it is unlawful to allow this behavior to negatively impact others. Animal Control Officers will respond to noise disturbances when a citizen makes a formal complaint through the Humane Society, **(970) 226-3647 ext. 7**.

A Public Nuisance violation could be declared if any owner or keeper fails to exercise proper care and control of their animal which causes a safety or health hazard, damages or destroys the property of another, or creates offensive odors which interfere with or disrupt another person.





Housing Fair 2024

Explore Off-Campus Housing Options and
Learn About Your CSU Resources

February 7th, 2024
9-4pm

Never No Summer Ballroom



OFF-CAMPUS LIFE
COLORADO STATE UNIVERSITY



CHAPTER NINE

BEING A GOOD NEIGHBOR

NEIGHBOR ETIQUETTE

NEIGHBOR CONFLICTS

PARTY REGISTRATION

BEING A GOOD PET OWNER

9. BEING A GOOD NEIGHBOR

Fort Collins is known for its friendliness and small-town warmth. Take pride in where you live and get to know your neighbors! Here are some helpful tips:



NEIGHBOR ETIQUETTE

INTRODUCE YOURSELF

A simple “hello” goes a long way. This is your first step in building a good relationship. And don’t forget to keep saying “hello.” Grow the relationship throughout the year; you never know when you will need that cup of sugar or help shoveling your walk.

KEEP NEIGHBORS INFORMED

Contact your neighbors in advance before undertaking something that may affect them (e.g. throwing a party or building a fence). Share your contact information (cell phone, etc.) so there is an easy way of communicating should a problem arise or if questions come up.

BE AWARE OF NEIGHBORHOOD EXPECTATIONS:

Be aware of not only the local laws and HOA covenants, but also neighborhood expectations. Each neighborhood has a different feel, so as you get to know your neighbors, ask them about what is expected of each resident.

BE AWARE OF DIFFERENCES

Age, faith, ethnic background, family status, etc. can drastically affect how one goes about their daily life. Be aware and respectful of differences between you and your neighbors.

ASK HOW YOU CAN HELP

Neighborly gestures contribute to a positive and welcoming neighborhood for all! Shoveling snow for your neighbor who may need assistance is a welcome gesture.



NEIGHBOR CONFLICTS

Sometimes conflicts come up between neighbors. These problems usually arise because the two households did not have an effective communication system to assist them in cooperatively resolving their dispute. These conflicts include:

- » Noise and nuisance complaints
- » Parking problems
- » Over-occupancy concerns
- » Animal disturbances (barking)
- » Property maintenance/upkeep (or lack thereof)
- » Effective communication is one of the best methods to help neighbors in resolving their disputes. Learn more at: resolutioncenter.colostate.edu

HANDLE PROBLEMS POLITELY

If your neighbors do something that bothers you, respectfully let them know as soon as possible. If you think your neighbors make unreasonable complaints or don’t like you, keep in mind your neighbors may have suffered from problems with a previous renter. Be patient and polite. If you can’t find a way to peacefully co-exist, consider using the free and confidential mediation services offered by the City of Fort Collins Community Mediation Program, **(970) 224-6022** or the Conflict Resolution Services at the Student Resolution Center, 501 W. Lake St., Suite A, Aggie Village, **(970) 491-7165**.



PARTY SMART



Here are some important tips for hosting a responsible party. These tips are not meant to be all-inclusive; always remember when hosting a gathering, you are assuming responsibility for any and all issues that may take place.

For more detailed information, stop by the Off-Campus Life office.

Discuss party expectations with your roommates before you host a gathering. Consider: time frame, house rules, number of people, sober host, who will chat with the neighbors, etc.

Notify your neighbors in advance and provide them with the phone number of the sober host.

Designate a sober host to control music volume, access to the party, outside disturbances, and to address any interactions with the neighbors or police. Behaviours of people coming and going (including parking issues) to the party are often most disruptive to neighbors, not the party itself. Make sure the sober host is monitoring the foot traffic to and from the party, and don't forget to check the backyard.

Think before you post! We strongly advise you not to post your party using social media outlets. Posting your get-together using social media can lead to out-of-control parties, unwanted guests and their unwanted behaviors, and more guests than your gathering can accommodate. Remember, as a party host you are responsible for what happens at, and as a result of, your party, including the actions of others.

Unreasonable Noise/ Nuisance Gathering...Know the Difference: The Unreasonable Noise Ordinance is in effect 24 hours a day and only applies to noise. Nuisance gatherings cover other issues that occur on your property and/or extend past the property line, think foot traffic to and from your gathering, where people are disrupting the neighbors, public urination, leaving trash in yards, trampling bushes, jumping fences and breaking them, etc., or unlawful consumption or possession of alcohol and/or marijuana. The HOST of the party, if found responsible for a nuisance gathering, can be held accountable for the costs associated with these damages on top of the citation fine received. Remember that YOU are responsible for your guests' actions!

YOU COULD POTENTIALLY AVOID A \$1,000 NOISE CITATION BY REGISTERING YOUR PARTY WITH OFF-CAMPUS LIFE!

Engaging in a riot can have long term consequences. State Riot Laws provide that anyone convicted of a rioting offense cannot attend any state funded institution for a period of one year - including CSU. Take note: engaging in a riot – or even just being a bystander and watching it – can get you into trouble.

Noise to and from your party: Neighbors typically report that it is the behaviours of people “coming and going” to the party they find most disruptive, not the party itself. Encourage your guests to be quiet and respectful before they come and when they leave as well as when in the front and backyard.

It is illegal to provide alcohol to underage guests. If you're in doubt of someone's age, protect yourself and don't serve.

It is illegal to provide marijuana to underage guests. If you are at least 21, Colorado law permits you to use recreational marijuana within a private residence.

It is illegal to:
Consume marijuana in public.
Provide marijuana to people under the age of 21.
Grow marijuana in apartments or attached residences.
Drive under the influence of marijuana.

Keep the size reasonable so your party stays in line with the capacity of your residence and to avoid disturbing your neighbors. Have a guest list! Remember that unwanted guests do not know you or care if you receive a ticket.

Be proactive by asking for help. If you're uncomfortable with the size of your party or people will not leave despite your requests, call Fort Collins Police Services' dispatch non-emergency number **(970) 419-FCPD (3273) ext. 3**, and ask for assistance in breaking up your party prior to things getting out of control.

Be cooperative towards neighbors, police, and others who come to discuss issues. Don't make the situation or citation worse. When police arrive, all guests need to leave.

Clean up all trash resulting from your party and follow up with your neighbors the next day. Your neighbors may be more tolerant of your next party if they see that you care about how things went for them and that you are respecting the neighborhood.

Your actions have impact: Make it a positive one. Be a good neighbor both on and off-campus. If you are a CSU student, you may be held accountable for your behaviors off-campus through the Student Conduct Code.

Get a safe ride: when clearing out your party, help your guest find a safe ride home. Encourage them to use Uber or Lyft.



Access free LYFT codes on our Instagram!
@ramride_csu

PARTY REGISTRATION

Having a party? CSU students and Fort Collins residents can avoid a noise citation and being a nuisance to their neighbors by registering their party.

Individuals interested in registering a party can do so with Off-Campus Life Staff Monday-Friday, 9:00 am-5:00 pm. Visit ocl.colostate.edu for more information and to register. You can now register your party online at partysmart.colostate.edu. You will still need to register the first party each academic year AND after a warning or citation is given.

The party host provides their name, address, and two phone numbers. Registrants may receive a 20-minute warning from Fort Collins Police Services if there are complaints or concerns about the noise.

If a second noise complaint is received after the 20-minute period, officers will be sent to the residence to deal with the issue. Parties must be registered by the Thursday before the party.

To learn more, visit Off-Campus Life online at ocl.colostate.edu, or visit partysmart.colostate.edu.

TIPS

RECEIVE A CITATION?

Did you know, as a CSU student, you may be held accountable for your behaviors off campus through the Student Conduct Code? For more information contact Student Conduct Services at the Student Resolution Center resolutioncenter.colostate.edu.

ADDITIONAL FINES

Be aware that many property managers and landlords will assess an additional fee if you receive certain citations.

SAFECHOICE

Fort Collins' has a new Safe Choice Program where students can register their license plate with parking services and leave their car overnight if they have been drinking for no charge.

www.fcgov.com/parking/safechoice

BEING A GOOD PET OWNER

Owning a pet can bring a lot of happiness to a person's life, but it can also create a lot of stress. Like a child, a pet is totally dependent on you financially and otherwise. Make sure you are ready for the responsibilities that accompany pet ownership, such as the requirement of picking up pet waste.

PROPER CARE FOR YOUR PET

Good Nutrition

Just like people, pets require a healthy diet. Poor skin, coat, muscle tone, and obesity can result from poor quality food. Also, pets are not humans, and a diet heavy in table scraps can lead to obesity and pancreatitis.

Exercise

Regular exercise keeps your dog in good condition by maintaining proper body weight. This reduces risks of heart and joint problems, diabetes, and a number of other weight-related issues.

Health Care

Annual examinations and vaccination updates are very important. Remember preventative healthcare is the cheapest kind!

Safety

Make sure the environment you live in is pet-friendly.



Booger by Grace Bowen



Neville and Luna by Lindsay Mason

6,800+ PARTIES REGISTERED SINCE 2009

AVOID A \$1,000+ NOISE CITATION

REGISTER YOUR PARTY

WITH OFF-CAMPUS LIFE COLORADO STATE UNIVERSITY AND City of Fort Collins

98% CITATION FREE

REGISTER AT OFF-CAMPUS LIFE THE THURSDAY BEFORE YOUR PARTY

12% WARNINGS

86% NO ISSUES

2% CITATIONS

FOR INFORMATION ABOUT PARTY REGISTRATION: PARTSMART.COLOSTATE.EDU



Bear by Olivia Mayer



Winnie by Peyton Anderson

ARE YOU READY FOR A PET?

Y/N Do you have at least \$1,000 to spend on your pet annually?

Y/N Can you afford the \$20-\$50 dollars it will cost monthly to feed a pet?

Y/N Are you away from the house for long periods of time during the day?

Y/N Are you willing to spend the time necessary to train your pet?

Y/N If you are considering a dog, do you have a fenced yard or are you willing to dedicate at least a half hour every day to walking your pet?

Y/N Does your property management company or apartment complex allow pets?

Y/N If you have roommates, are they all in agreement about getting a pet? Do any of them have allergies?

Y/N Do you travel a lot? If so, will you be able to bring your pet with you?

How you answer these questions may determine if now is the best time to be considering a pet, or it may be necessary for you to consider a smaller pet that requires less maintenance, such as a fish.

CHECK YOUR HOME FOR:

Toxic chemicals

Securely store anything that could be toxic to your pet such as rodent poison, antifreeze, onions, chocolate, or milk your pet could accidentally access.

Secure enclosures

Good fencing, gate closures, etc.

Sharp objects

These might include nails sticking out of the fence or metal landscape borders. If you have metal landscape borders, you can purchase specially designed plastic capping to cover the sharp edge. The capping is much less expensive than a trip to the veterinarian for the cut.

Grooming


Good grooming is more than just the occasional bath. Your pet needs to have regular toenail clippings and teeth cleanings as well.

Maintenance

This refers to some of the more unpleasant aspects of pet care such as yard cleanup, litter box cleaning, cage cleaning, and fish tank maintenance. A clean environment for your pet is a healthy environment. Poor sanitation can lead to behavioral problems, such as litter box avoidance, as well as health problems such as skin infections and the spread of communicable diseases.

License

In order to license your pet, which is required, you need to update their rabies shots. larimerhumane.org/Licensing/Purchase



Punz by Katie Taylor

Pets offer us their unconditional love. In return we should provide them with the proper care and affection they need to live long, happy, healthy lives.



PROSPECT
STATION
LUXURY APARTMENTS

NOW LEASING
FOR FALL 2024!



Community Features :

- In-unit laundry
- Studio-3 beds
- Assigned parking
- Grill & fire pit
- On-site dining
- Walk to CSU!

CHAPTER TEN

COMMUNITY

ON CAMPUS

IN THE COMMUNITY

COMMUNITY LIAISON RESOURCES

10. COMMUNITY



ON CAMPUS

Living off campus doesn't mean you have to be disconnected from the University. Want to get involved and stay active but don't know where to start? Try these:

RAM EVENTS

RamEvents is a student-driven organization within Campus Activities that plans a variety of diverse and affordable events that entertain and enrich the Colorado State University experience. RamEvents fosters the creation of community through providing intentional collaborative programming- including, but not limited to, RamFest, TEDxCSU, live music, student excursions, keynote speakers, workshops, and much more! To learn more about RamEvents programming, view the RamEvents website isc.colostate.edu/ramevents or follow the RamEvents Instagram [@rameventsatcsu](https://www.instagram.com/rameventsatcsu)

FALL CLEAN UP, CSUNITY & ADOPT-A-NEIGHBOR PROGRAMS

Want to get involved in a neighborhood community service project? These programs are geared towards helping elderly and physically-limited residents throughout the Fort Collins community. We encourage you to sign up for these volunteer opportunities as they help give students positive attention and appreciation from the Fort Collins community. Call Off-Campus Life for more information: **(970) 491-2248**.

STUDENT LEADERSHIP, INVOLVEMENT & COMMUNITY ENGAGEMENT (SLICE)

SLiCE offers leadership development, involvement and community engagement programs for all CSU students. SLiCE brings

together student organizations, student leaders and student volunteers under one umbrella, making our community a vibrant place to live and learn. Think Big. Get Involved. Do Something CSU! Visit their office in 210 Lory Student Center, check out their website at slice.colostate.edu or call at **(970) 491-1682**.

STUDENT ORGANIZATIONS

SLiCE is home to 500+ student organizations. Student organizations range from academic/pre-professional to social/recreational, catering to unique interests, academic disciplines and passions. Find a complete list of organizations, contact information, organization events and more information at RamLink: ramlink.colostate.edu

STUDENT INVOLVEMENT FAIR

The Student Involvement Fair usually takes place at the beginning of fall and spring semesters. With over 100 student organizations participating and recruiting, the fair is the best way to find and join a student group. Visit ramlink.colostate.edu for more information.

INVOLVEMENT ADVISING

Maximize your time at CSU by exploring your interests - both inside and outside the classroom. Join a student organization, learn about leadership, volunteer in the community, work on campus, or

attend athletic events. These are a few ways to make meaningful, long-lasting connections both on and off campus. Sign up for an individual involvement advising session with SLiCE at dosomething.colostate.edu

ONLINE EVENTS LISTING

SOURCE is the news website of CSU, with an email newsletter that appears three times per week. For more information, go to source.colostate.edu. Also check out the Events @ Colorado State calendar for highlights of upcoming events open to the CSU community. For more information, go to calendar.colostate.edu

NO-CHARGE TICKETS TO CSU MUSIC, THEATRE, AND DANCE EVENTS!

Full-fee paying students (enrolled in six or more credits) can receive one no-charge ticket to all music, theater, and dance department events at the University Center for the Arts (limit one for each performance/series of production). Tickets are available online at csuartsickets.com, by phone at **(970)-491-2787**, or in person at the UCA Ticket Office. A valid RAMCard must be presented, and tickets are not transferable. Space is limited and available on a first come, first served basis. Excludes Classical Convergence Series and other community-produced events. For questions or more information, please email the box office at csuarts@colostate.edu.

CAMPUS RECREATION

You probably know where the Student Recreation Center is, but do you know they offer so much more than just a place to work out? Interested in joining an Intramural Sports team, renting some outdoor gear, or exploring a variety of strength and fitness classes? Contact Campus Recreation for more information. Visit csurec.colostate.edu or call **(970) 491-6359**. Find them on social media [@CSURec](https://twitter.com/CSURec).

INTRAMURAL SPORTS

Getting involved with the IM Program is easy! Register for an IM Membership; memberships are good for the entire semester and provide almost unlimited access to all IM Sports. Memberships can be purchased online at purchases.csurec.colostate.edu or at the Service Center in the Student Recreation Center. To register yourself or your team by sport, visit IMLeagues.com and follow the sign-up instructions. For more information, call **(970) 491-6671**.

IN THE COMMUNITY

ALL ARE WELCOME TO PERFORM!

All CSU students may audition for music ensembles, theatre productions, the annual musical, and dance concerts even if you are not a performing arts major. Auditions are held at the beginning of each semester and there are also many groups that do not require an audition. Check out the School of Music, Theatre, and Dance website at SMTD.colostate.edu for information, including audition dates, repertoire, and scripts. Or email SMTD@colostate.edu. Information about auditions to plays and musical ensembles are posted there.

UNITED WAY

United Way of Larimer County brings together people and organizations from across the community to drive lasting change. United Way helps mobilize and engage businesses, volunteers, families, groups, individuals, and youth volunteers in meaningful opportunities based on their skills and interests. Find your next volunteer opportunity at NoCoVolunteers.org. Visit www.uwaylc.org to learn more about your local united way, or dial 211 or visit 211Colorado.org to find resources.



COMMUNITY LIAISON RESOURCES

The Community Liaison Program is a partnership between Colorado State University and the City of Fort Collins. The program aims to enhance relations between students and long-term residents in Fort Collins.

THE COMMUNITY LIAISON CAN HELP STUDENTS:

Understand the rental process

Recognize rights and responsibilities of Fort Collins residents

Understand local codes and ordinances and the process of enforcement

Connect with volunteer opportunities in the community

Learn tips to improve neighbor relations

For more information about the Community Liaison Program go to: ocl.colostate.edu and hover over the 'YOUR COMMUNITY' section.

QUICK REFERENCES:

Associated Students of Colorado State University (ASCSU), (970) 491-5931

Community Mediation Program
(970) 224-6022

Conflict Resolution Services Student Resolution Center
(970) 491-7165
resolutioncenter.colostate.edu

CSU Police Department Non-Emergency
(970) 491-6425

Fort Collins Police Services Non-Emergency
(970) 419-FCPD
fcgov.com/police

Fort Collins Utilities
(970) 212-2900
fcgov.com/utilities

Landlord/Tenant Handbook
fcgov.com/neighborhoodservices

Neighborhood Services
281 North College
(970) 224-6046
fcgov.com/neighborhoodservices

City of Fort Collins Nuisance Hotline
(970) 416-2200

Occupancy Limit FAQs
fcgov.com/neighborhoodservices

Student Legal Services
Lory Student Center
(970) 491-1482
sls.colostate.edu

Off-Campus Life
LSC Room 281
(970) 491-2248
ocl.colostate.edu





OFF-CAMPUS LIFE


PRESENTS

REGISTER YOUR PARTY

Register By 5PM
The Thursday
Before Your Party .

6,800+ PARTIES REGISTERED SINCE 2009
AVOID A \$1,000+
NOISE CITATION

98%
CITATION FREE



CHAPTER ELEVEN

INTERNATIONAL STUDENT RESOURCES

HOUSING OPTIONS

LEASES



11. INTERNATIONAL STUDENT RESOURCES

Moving to a different country can be daunting. However, there are various resources that can help make the transition a little easier.

HOUSING OPTIONS

From the Off-Campus Life website, you will find several resources:

- » **CSU RentalSearch.** Use your CSU NetID and ePassword which is the same as what you use to log on to RamWeb.
- » The **Apartment Complex** and **Property Management** lists are on the main Off-Campus Life webpage at ocl.colostate.edu.

IMPORTANT DOCUMENTATION

These documents will help increase the chances of a rental application being accepted by any landlord:

- » Visa
- » Proof of enrollment at CSU
- » Proof of employment letter (assistantship, fellowship)
- » Proof of sponsorship (department, etc.)
- » Any other documentation demonstrating your continued/extended presence in Fort Collins.

SHORT-TERM HOUSING

See the International section of the Off-Campus Life website for a list of short-term housing options in Fort Collins.

LEASES

Leases are important when renting; however, they can also be confusing. Student Legal Services can help you understand your lease. If you are a fee-paying student, you have access to lawyers who can help review the lease with you and answer any questions or concerns you may have about the lease. See their website at sls.colostate.edu.

Common things in the lease:

- The amount of rent
- The length of the rental period
- The security deposit amount and return date
- Who is responsible for repairs
- Whether subleasing is allowed, and under what terms
- When a landlord may enter your property

FURNISHING YOUR APARTMENT

Finding furniture for a short period of time can be difficult. See the Off-Campus Life website for a list of pre-furnished apartments, and different options for purchasing or renting furniture. You can also search the bulletin board on rentalsearch.colostate.edu.


MAKING CONNECTIONS

There are lots of ways to get to know people and make new friends! There are student organizations that help bring students together. To look at these organizations, visit ramlink.colostate.edu.

There are various offices at Colorado State University focusing on different student populations:

- » Asian/Pacific American Cultural Center (APACC)
- » Black/African American Cultural Center (BAACC)
- » El Centro
- » Pride Resource Center
- » Native American Cultural Center (NACC)
- » Women and Gender Advocacy Center
- » Adult Learner and Veteran Services
- » Office of International Programs
- » Fraternity and Sorority Life

Students can immediately begin to establish a sense of belonging and meet new friends by using our new Campus Community App. They can download the application on Google Play Store or Apple App Store.



It takes about a minute to create a profile and begin connecting with other Colorado State University International Students. It's a great way to get connected with the CSU international community!



CHAPTER TWELVE

BASIC NEEDS

BUSTING THE STIGMA

FOOD, HOUSING, & TRANSPORTATION SECURITY

RENT LOCKERS

IN THE LORY STUDENT CENTER

RENT ONLINE AT:
OFFCAMPUSLIFE.COLOSTATE.EDU

RENT BY THE
SEMESTER



QUARTER
\$20



HALF
\$35



FULL
\$50



OFF-CAMPUS LIFE
COLORADO STATE UNIVERSITY

rm. 274 LSC | 970.491.2248 | ocl@colostate.edu

Rams take care of Rams.

Operating from The LSC's Office of Student Leadership, Involvement and Community Engagement (SLICE), Rams Against Hunger offers a menu of services that support students, faculty and staff experiencing food insecurity.

Services include:

- Food Pantry
- Meal Swipe program
- Pocket Pantries
- In-person assistance with navigating federal aid ability.

Our hope in providing these services is to ensure that basic needs are not overlooked at the expense of a degree.

Rams really do take care of Rams.



12. BASIC NEEDS


At CSU, Rams take care of Rams, and we want you to be able to fully participate in the experience of living and learning in our shared CSU community. We know that college is a significant expense. If you are experiencing systemic barriers that prohibit you from accessing stable and secure food, housing, and transportation, we can help.

CSU'S BASIC NEEDS COLLECTIVE

WHO WE ARE

The Basic Needs Collective is a group of Administrative Professionals, Faculty, and Student Staff who collaborate to address basic needs shortfalls impacting students, staff and faculty at CSU. The Collective is led by individuals from the CARE Office, Rams Against Hunger, Off-Campus Life, and Student Case Management.

We envision a campus where no student has to forgo a meal or sacrifice consistent housing in order to obtain their degree. If you or someone you know is struggling with food, housing, or transportation costs, we invite you to contact us.



For general information:

lsc_basicneedsinfo@mail.colostate.edu

For Rams Against Hunger:

michael.buttram@colostate.edu

For information about SNAP Benefits:

SNAP4Rams@colostate.edu

For information about housing assistance:

ocl@colostate.edu

For information about Lyft and RamRide:

ramride@colostate.edu

WHAT ARE BASIC NEEDS?

Students' basic needs include access to nutritious and sufficient food; safe, secure, and adequate housing—to sleep, to study, to cook, and to maintain personal hygiene; healthcare to promote sustained mental and physical well-being; affordable technology and transportation; resources for personal hygiene; and childcare and related needs.

Basic needs security means that there is an ecosystem in place to ensure that students' basic needs are met.

Basic needs insecurity (BNI) is a structural characteristic, not an individual characteristic. It means that there is not an ecosystem in place to ensure that students' basic needs are met.




BUSTING THE STIGMA

Someone Else Needs It More Than Me. While it may be true that someone else also needs housing or food support, YOU deserve it, too!

The Rams Against

Hunger Pantry is funded in part by your student fees. Moreover, we partner with the Food Bank for Larimer County making it easy to keep enough stock on our shelves. When you come in, there is enough food for you AND for those who come in after you!

SNAP Benefits are a federally funded program. When additional eligible applicants receive benefits, the federal government adds dollars to the overall funding so that you are NOT taking from someone else who applies later. In addition, SNAP adds to the local economy! For every SNAP dollar spent here, \$1.70 of revenue is generated for the State of Colorado.



I'M ALL ALONE IN THIS SITUATION.

NOT TRUE! You are not alone in this... Recent data from the #RealCollege 2021 Survey tells us that 29% of college students nation-wide face food insecurity, while 14% have experienced homelessness. Regrettably, numbers at CSU are on par with national averages. We want to remind all students, staff and faculty that we're in this together! Our community is stronger when everyone has their basic needs met.

RAMS AGAINST HUNGER

Operating from The Office of Student Leadership, Involvement and Community Engagement (SLiCE), Rams Against Hunger offers a menu of services that support students, faculty and staff experiencing food insecurity. Services include a food pantry, a meal-swipe program, pocket pantries, and in-person assistance with navigating federal aid eligibility. This multi-pronged approach acknowledges the broad scope of the issue and seeks to normalize this difficult conversation for the individuals affected, as well as for the institution as a whole. Our hope in providing these services is to ensure that basic needs need not be overlooked at the expense of a degree. By reducing the stigma around food insecurity and meeting student,

staff and faculty needs in a way that affirms dignity, we hope to live out the creed that Rams really do take care of Rams.

To keep up with Rams Against Hunger opportunities and pantry updates, you can follow us on Instagram @csu. **ramsagainsthunger**

RAH PANTRY:

To help address financial stress and food insecurity among our CSU community, Rams Against Hunger is proud to offer our permanent food pantry on campus. Please find us in the General Services Building at 1251 S. Mason St.

Hours of Operation:

Monday: 3:00 – 6:00 pm

Tuesday: 9:00 am – 12:00pm

Wednesdays: 3:00 – 6:00pm

Thursdays: 3:00 – 6:00 pm

Fridays: CLOSED

POCKET PANTRIES:

In partnership with ASCSU, Rams Against Hunger offers a limited selection of grab and go pre-packaged food items to all members of the Ram community at our eight Pocket Pantry locations. (See map)

RAH MEAL SWIPE PROGRAM:

This program allows eligible students to receive 30-50 meal swipes, which can be utilized at any CSU dining hall over the course of a semester.

Information about eligibility and how to apply for meal swipes can be found at rah.colostate.edu.

RAM FOOD RECOVERY:

This program supports CSU students and employees by sending text alerts for food leftover from catered events within Housing & Dining Services. If a catered event has food remaining at the end of the event, catering staff send a text alert to subscribers with date, time, and location of food pick-up. Participants generally have a 30-minute window for food pick-up.

Please visit ramfoodrecovery.colostate.edu to sign up for texts.

SNAP4RAMS - STUDENT CASH MANAGEMENT

Students CAN be eligible for SNAP! The Supplemental Nutrition Assistance Program exists to support eligible individuals and families with funds that may be used at your local grocery store. Students are eligible to apply and can receive up to \$291/month (or the current max allocation), loaded onto a discreet and convenient debit card!

Contact **SNAP4Rams@colostate.edu** for more information and to set up an appointment to submit application remotely.

The Government Accountability Office estimates that 57% of students at risk of food insecurity and eligible for SNAP did not collect those benefits (Hope Center, 2019). Why?

Stigma: often politically and socially motivated. Food insecurity is a systemic issue, not that of an individual.

Barriers: application process, lack of information, transportation

Eligibility Standards: changes due to COVID waivers!

BASIC NEEDS PROGRAMS AND CONTACTS

Food Security

Rams Against Hunger (RAH):
SLICE Office/RAH Pantry - **michael.buttram@colostate.edu**
SNAP Outreach:
Student Case Management –
SNAP4Rams@colostate.edu

Housing Security

Rent/Utility Assistance: Student
Case Management – **Help4Rams@colostate.edu**
Housing search:
Off-Campus Life (OCL)
ocl@colostate.edu
Housing Voucher
Application: Student
Case Management –
Help4Rams@colostate.edu

Transportation Security

Transfort
RamRide: RamRide x Lyft, RamRide
Secure

Health/Medical Security

Medicaid Application – Colorado
Peak
Health Network

Connection and Belonging

Student Leadership, Involvement
and Community Engagement
(SLICE)
Student Affairs, Academic
Colleges, and many more

Our Land-Grant Mission statement declares that
“CSU is proud to offer access and opportunity to anyone with the
motivation and ability to earn a degree”.
But what does it mean for all of our students to have the
opportunity to succeed?

When students do not have their basic needs met, they
do not have the capacity to address their academic work or
engage fully in the college experience. The result can
be a decline in participation, poor academic outcomes, stress,
depression, health consequences and potential drop out. If we
are to live up to our Land Grant Mission, and make good on our
Principles of Community, then

Basic Needs security for EVERY member of the CSU
community should be a guaranteed starting point. This
is the prerequisite for any other success we are to have
as an institution of Higher Education.



RAMRIDE



FOOD OPS

Experiencing food insecurity?
Get free deliveries to your
residence Friday afternoons!



SECURE

Experiencing transportation insecurity?
Get free LYFT codes!



SPIN ACCESS

Enrolled in a public benefits
program? You're eligible for discounted SPIN rides!
For more info, email ramride@colostate.edu



CHAPTER THIRTEEN

APPENDIX

BUDGET SPREADSHEET

REQUEST FOR RETURN OF SECURITY DEPOSIT

ROOMMATE AGREEMENT

SUBLEASE AGREEMENT

LEASE ASSIGNMENT AGREEMENT

APPENDIX

BUDGET SPREADSHEET

Income

Take-Home Pay (net pay)

Loans/Grants/Scholarships

Savings/Checking

Parental Contribution

Interest/Dividends

Social Services

Other

Total income:

EXPENSES

Rent

Tuition

Books/Supplies

Utilities

Groceries

Entertainment

Car Payment

Insurance (car/renter's/etc.)

Gasoline

Loans

Credit Cards

Clothing

Cable TV

Household Supplies

Laundry

Miscellaneous

Total expenses

Total Income — Total Expenses:

REMAINING BALANCE:

RENTAL CHECKLIST

The rental checklist was produced by Off-Campus Life and is intended for use by both renters and landlords. Be sure to inspect the housing unit thoroughly and mark any damages or defects found. Proper inspection before signing a lease can ease the move-out process for all parties involved. After this sheet is filled out completely, have both the tenant(s) and the landlord sign the reverse side and distribute copies to all people involved. Also, make sketches or take pictures (and write the date on them) of the damaged areas and attach to the form.

Living Area

Walls

Ceiling

Floor/Carpet

Baseboards

Windows/Screens

Electrical Outlets

Light Fixtures

Curtains/Rods/Blinds

Thermostat

Furniture

Other

Dining Area

General Cleanliness

Walls

Ceiling

Floor/Carpet

Baseboards

Windows/Screens

Electrical Outlets

Light Fixtures

Curtains/Rods/Blinds	
Thermostat	
Furniture	
Other	
Bathroom	
General Cleanliness	
Walls	
Ceiling	
Tub Faucet	
Toilet and Lid	
Cabinet/Mirror/ Shelves	
Sink	
Sink Faucets	
Plumbing	
Bathtub/Shower	
Floor/Tile	
Baseboards	
Window/Screen	
Electrical Outlets	
Light Fixtures	
Curtains/Rods/Blinds	
Exhaust Fan	
Door	
Other	
Kitchen Area	
General Cleanliness	
Walls	
Ceiling	
Floor/Carpet	

Baseboards	
Windows/Screens	
Electrical Outlets	
Light Fixtures	
Curtains/Rods/Blinds	
Refrigerator Exterior	
Refrigerator Interior	
Refrigerator Tempera- ture and Light	
Freezer Temperature	
Sink/Faucets	
Disposal and Switch	
Dishwasher	
Stove Hood/Light/Fan	
Stove Burners/Knobs	
Exhaust Fan	
Oven Interior/Broiler Pan	
Countertops	
Microwave	
Fire Extinguisher	
Cabinets/Drawers	
Laundry Area	
General Cleanliness	
Walls	
Ceiling	
Floor/Carpet	
Baseboards	
Windows/Screens	
Electrical Outlets	

Dryer	
Bedroom #1	
General Cleanliness	
Walls	
Ceiling	
Floor/Carpet	
Baseboards	
Windows/Screens	
Electrical Outlets	
Light Fixtures	
Curtains/Rods/Blinds	
Closet Doors	
Closet Shelves/Rods	
Dresser	
Bed/Mattress/Box spring	
Heat	
Other	
Bedroom #2	
General Cleanliness	
Walls	
Ceiling	
Floor/Carpet	
Baseboards	
Windows/Screens	
Electrical Outlets	
Light Fixtures	
Curtains/Rods/Blinds	
Closet Doors	
Closet Shelves/Rods	
Dresser	

Bed/Mattress/Box Spring	
Heat	
Other	
Bedroom #3	
General Cleanliness	
Walls	
Ceiling	
Floor/Carpet	
Baseboards	
Windows/Screens	
Electrical Outlets	
Light Fixtures	
Curtains/Rods/Blinds	
Closet Doors	
Closet Shelves/Rods	
Dresser	
Bed/Mattress/Box Spring	
Heat	
Other	
Misc.	
Hallways	
Doorways	
Basement	
Doors	
Linen Closet	
Other	
Exterior	
General Cleanliness	
Roof	

REQUEST FOR RETURN OF SECURITY DEPOSIT

For renters who DID RECEIVE a written statement within thirty or sixty days, but who do not agree with the claims of damages:

Type Your Return Address Here
Date

Name of Landlord or Manager
(or Registered Agent if owned or managed by a Corporation)
Address
City, State, Zip

Certified Mail:
Return Receipt Requested

Dear _____:

We, (name of tenants), were tenants at (complete address of dwelling), from (begin date of lease) to (end date of lease). An amount of \$ (security deposit amount) was paid by us as a damage deposit.

We have received your letter of (date of letter received) and do not agree with the deductions listed for the following reasons:

- List out reasons here

Kindly send the amount of \$ (security deposit amount) to us at (current mailing address) within seven (7) days of your receipt of this letter. If the amount is not refunded, we intend to file suit under Colorado Revised Statute § 38-12-103 (3), asking treble damages, court costs, and attorneys' fees.

Sincerely,
Your Name (s)

* Note: Original sent certified, one copy sent regular mail, and one copy retained by tenant.

Paint	
Wood	
Lawn	
Driveway	
Sidewalks	
Porch/Patio	
Other	

Additional Comments (be specific):

This unit located at _____
has been inspected for damages and defects by the tenant(s) and/
or landlord. This document will be used as a reference at the end
of the specified tenancy to rate the overall condition in which the
tenant(s) leave(s) the premises. Copies of this document should be
kept on file by both the tenant(s) and the landlord. If any repairs
need to be performed, it should be put in writing with a final date
and signed by the tenant(s) and landlord. Any additional damages
to be documented should be attached on a separate page.

Signed,

Tenant _____

Date _____

Tenant _____

Date _____

Tenant _____

Date _____

Landlord _____

Date _____

ROOMMATE AGREEMENT

This agreement made this _____ day of _____, 20____, is a contract between:

_____, _____,
_____, _____,
_____, _____,
_____, _____,

These persons have signed a lease for _____ months for a term lasting from _____ to _____. A copy of the lease is attached.

A security or damage deposit of \$_____ was paid to _____, (owner/manager) of the above premises, and the parties wish to provide for the sharing of responsibilities in renting the above premises.

WE THEREFORE AGREE:

1. To follow the rules and conditions set out in the attached lease.
2. To each pay 1/ _____ of the following expenses incurred in renting this premises. (Check if applicable)

_____ Rent (\$/ month)
_____ Electricity
_____ Utilities
_____ General maintenance and upkeep
_____ Damages not due to negligence of any person
_____ Other _____

3. That 1/ _____ of the security deposit is the property of each of us.

4. To remain a resident of the premises during the term of the lease, or to continue to pay tenant's share of the rent during the term, unless:

- a. the person at their own expense, locates a tenant to sublet their share, the new tenant being acceptable to other parties of this agreement; and
- b. written consent to sublet is obtained from the owner/manager of the premises (if that is required in the lease).

5. That any repairs or improvements to the premises which will be paid for by all the tenants shall be approved in advance, when the cost exceeds \$_____.

6. If pets are permitted under the lease, each pet owner shall be solely responsible for all damages caused by their pet. This includes, but is not limited to, damage to furniture, carpeting, doors, lawn and garden.

7. To the special conditions as set forth below:

- a. Food
- b. Cleanliness
- c. Sharing of personal items
- d. Smoking, drinking alcohol, drugs
- e. Overnight guests and visitors
- f. Privacy
- g. Noise/Study times
- h. Security
- i. Other

SUBLEASE AGREEMENT

This is an agreement to sublet real property according to the terms specified below. The sublessor agrees to sublet and the subtenant agrees to take the premises described below. Both parties agree to keep, perform and fulfill the promises, conditions and agreements below:

1. The sublessor is: _____

2. The subtenant is: _____

3. The location of the premises is: _____

City of Fort Collins, County of Larimer, Colorado. Unit No. _____

4. The term of this sublease is _____, beginning _____, 20____. The rent is \$_____per month, payable in advance on the _____ day of each month. The rent is payable to _____
_____ at (address) _____.

5. The sublease agreement will terminate on (date) _____
_____. There shall be no holding over under the terms of this sublease agreement under any circumstances.

6. All charges for utilities connected with premises which are to be paid by the sublessor under the master lease shall be paid by the subtenant for the term of this sublease.

7. Subtenant agrees to surrender and deliver to the sublessor the premises and all furniture and decorations within the premises in as good a condition as they were at the beginning of the term, reasonable wear and tear excepted. The subtenant will be liable to the sublessor for any damages occurring to the premises or the contents thereof or to the building which are done by the subtenant or his guests.

10. This sublease agreement incorporates and is subject to the original lease agreement between the sublessor and his lessor, a copy of which is attached hereto, and which is hereby referred to and incorporated as if it were set out here at length. The subtenant agrees to assume all of the obligations and responsibilities of the sublessor under the original lease for the duration of the sublease agreement.

11. In the event of any legal action concerning this sublease, the losing party shall pay to the prevailing party reasonable attorney's fees and court costs to be fixed by the court wherein such judgment shall be entered.

12. Other _____

13. This lease constitutes the sole agreement between the parties, and no additions, deletions or modifications may be accomplished without the written consent of both parties (ANY ORAL REPRESENTATIONS MADE AT THE TIME OF EXECUTING THIS LEASE ARE NOT LEGALLY VALID AND, THEREFORE, ARE NOT BINDING UPON EITHER PARTY).

14. The words "sublessor" and "subtenant" as used herein include the plural as well as the singular; no regard for gender is intended by the language in this sublease.

15. If the subtenant is under 18 years of age, then his/her legal guardian or parent guarantees and agrees to perform all of the terms, covenants and conditions of this sublease by affixing his signature below.

16. Each signatory to this sublease acknowledges receipt of an executed copy thereof.

17. This sublease is not binding upon either party unless approved by the landlord as provided below.

18. The parties hereby bind themselves to this agreement by their signatures affixed below on this _____ day of _____, 20____.

SUBLESSOR SUBTENANT _____
_____ (Parent/guardian if subtenant is under 18 years of age).

I hereby give my consent to subletting of the above-described premises as set out in this sublease agreement.

Date: _____

Landlord/Agent _____

ORIGINAL LEASE ATTACHED: _____ Yes _____ No

INVENTORY CHECKLIST ATTACHED: _____ Yes _____ No

LEASE ASSIGNMENT AGREEMENT

This form shall not be construed as legal advice. It may not suit your situation, and all landlords, tenants, and replacement tenants are encouraged to seek legal advice before signing any such document.

ASSIGNMENT OF LEASE

Effective _____ (date), Tenant hereby assigns to New Tenant, with Landlord's written approval, all terms, conditions, and obligations of the lease dated _____ between Tenant and Landlord, concerning the property located at _____.

Landlord shall handle Tenant's security deposit in the manner provided for in the lease and Colorado statute, and the required time period shall begin running as of the date of this assignment. [or modify to fit the situation, perhaps the New Tenant will pay the departing Tenant...]

Landlord and Tenant shall conduct a walk-through on _____ at _____ (time) to document the condition of the premises for purposes of fair reconciliation of Tenant's security deposit.

Effective on the date first stated above, Tenant is hereby released from any further obligations under the lease. This does not prevent Landlord from collecting, out of security deposit or otherwise, for any damages caused, or unpaid obligations accrued, prior to the effective date of this Assignment.

Other terms: _____

Landlord, Print Name: _____ Date

Tenant, Print Name: _____ Date

New Tenant, Print Name: _____ Date

Existing Tenant Approval _____ Date

NOW THERE ARE
AS MANY REASONS
TO RENT
YOUR FURNITURE
AS THERE ARE WAYS
TO SIT ON IT.

FURNISH 3 ROOMS

STARTING AT **\$129*** /MONTH

*Pricing based on 12-month lease term. Sales tax, waiver and transportation fees not included. Package pricing subject to change without notice. Must show valid student ID. Offer expires 12/31/23.

10% OFF any purchase of \$250 or more
(excluding showroom specials) at
CORT Furniture Outlet
Coupon Code: **SOFA61**

Furniture rental. The convenient way to furnish your apartment.
Visit cort.com/student



Furniture Outlet
600 S. Havana Street
Aurora, CO 80012
303.344.5114
1.888.360.2678
cort.com



COLORADO STATE UNIVERSITY



© 2022 CORT. A Berkshire Hathaway Company.

LIVE. WORK. CELEBRATE.™

THE FLATS
FORT COLLINS
OLD TOWN MAX MASON ST.
FLATS FLATS FLATS

OLD TOWN FLATS

MASON ST FLATS

MAX FLATS

**3 Locations
1 Community**

Leasing Office @ Old Town Flats
310 N. Mason St. Fort Collins, CO
FLATSFORTCOLLINS.COM • 970-341-2476